

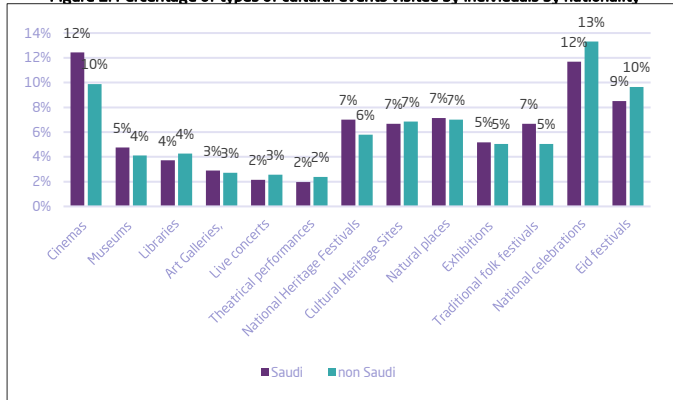
80% of population visit one of cultural events or activities during the period from mid-2022 to mid-2023

Household Culture and Entertainment Survey is targeting individuals aged 15 years and older both Saudis and non-Saudis. It aims to find out their preferences in visiting cultural and entertainment places, in order to assist decision-makers and those interested in the culture and entertainment sector. The survey revealed that 80% of individuals aged 15 years and older had previously visited one of the cultural events or activities and that 90% of individuals aged 15 years and older had visited one of the entertainment events or activities.

13% of population aged 15 years and older attend national celebrations

The percentage of individuals aged 15 years and older who attended national celebrations was 13%, while the percentage of those visiting cinemas made up 11%.

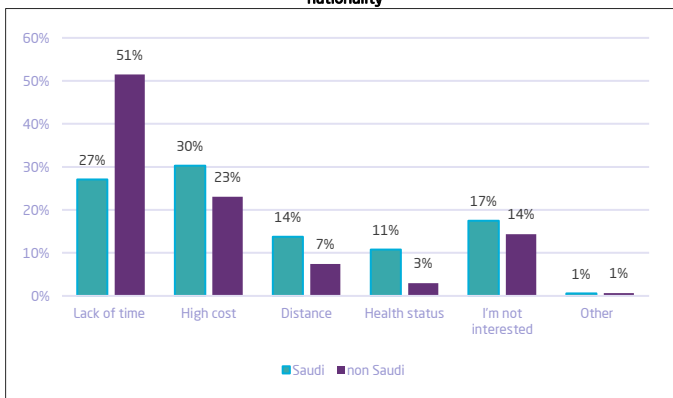
Figure 1. Percentage of types of cultural events visited by individuals by nationality



Lack of time is the reason for people's reluctance to visit cultural events and activities.

20% of individuals aged 15 years and older did not visit places of cultural events and activities. 40% of them claimed that lack of time is the main reason. While 26% of individuals did not visit them due to the high cost.

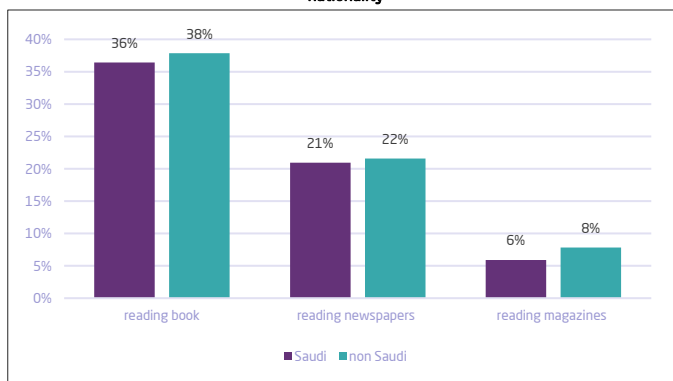
Figure 2. Percentage of reasons for people's reluctance to visit cultural events and activities by nationality



37% of individuals 15 years and older read books

37% of individuals aged 15 years and older read at least one book during the previous 12 months. While the percentage of reading newspapers was 21% and the percentage of reading magazines was 7%.

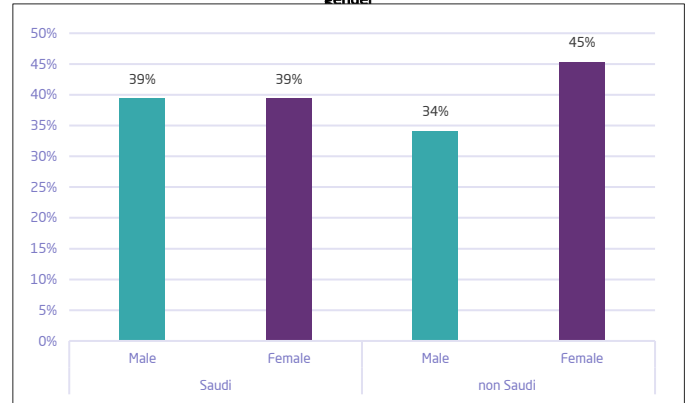
Figure 3. Percentage of individuals' practice of reading books, newspapers, and magazines by nationality



38% of individuals aged 15 years and older visit one of Saudi entertainment seasons during past 12 months

39% of Saudi individuals aged 15 years and older visited one of the Saudi entertainment seasons, while 36% was the percentage of non-Saudi individuals who visited one of the Saudi entertainment seasons.

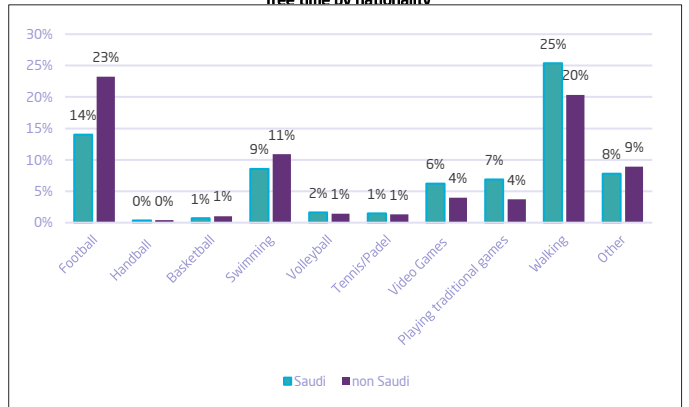
Figure 4. Percentage of individuals visiting Saudi entertainment seasons by nationality and gender



23% of individuals aged 15 years and older practice walking in their free time

The percentage of individuals aged 15 years and older who practice walking in their free time reached 23%, and the percentage of individuals who practice football in their free time was 19%.

Figure 5. Percentage of entertainment and sporting activities practiced by individuals in their free time by nationality



Reference Metadata

The results of the Household Culture and Entertainment Statistics Survey present data on individuals' visits and practices of cultural and Entertainment activities and events, based on the results of the Household Culture and Entertainment Survey and population estimates from the General Authority for Statistics 2023. Data were collected using telephone calls and a self-count link for a sample of selected individuals.

For more details about the methodology, click on the [Reference Metadata](#)