

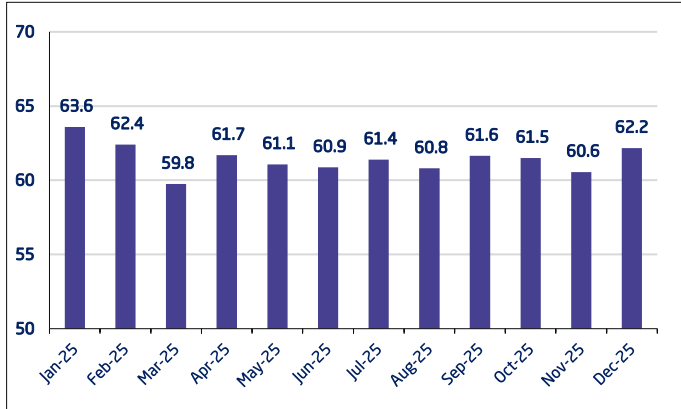
BCI increases by 2.2% in December 2025

Saudi Arabia's Business Confidence Index (BCI) reached 62.0 points in December 2025, recording a 2.2% increase compared to November, when it reached 60.7 points. The index continues to reflect prevailing optimism in the business sector, driven by establishments' confidence in economic stability and sustained growth across various sectors.

BCI for the industry sector

During December 2025, the Business Confidence Index (BCI) for the industry sector recorded an optimistic level of 62.2 points, representing an increase of 2.7% compared to the previous month, November, when it stood at 60.6 points. This level was driven by increased confidence among establishments, particularly in expectations for overall performance, sales, and purchase orders.

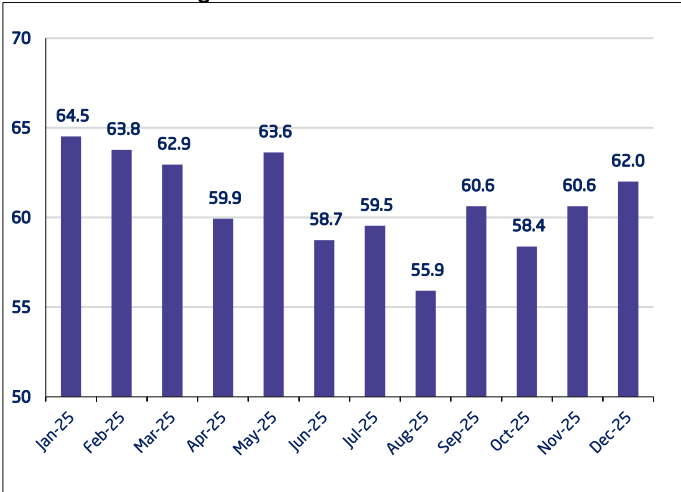
Figure 1. BCI for the industry sector



BCI for the services sector

In December 2025, BCI for the services sector recorded 62.0 points, representing an increase of 2.3% compared to the previous month, November, when it stood at 60.6 points. This increase was driven by increased confidence among establishments, particularly with respect to expectations for overall performance, sales, and employment.

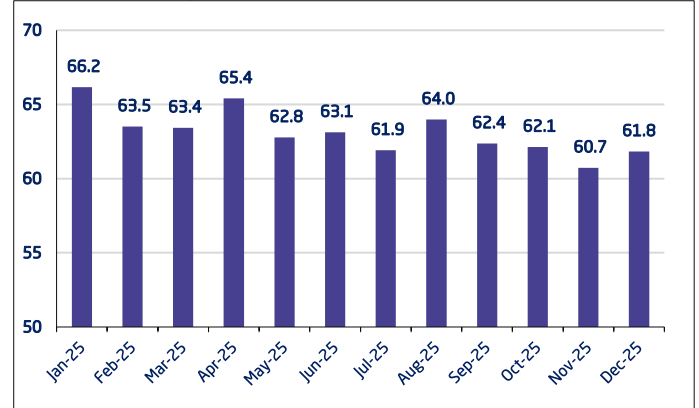
Figure 2. BCI for the services sector



BCI for the construction sector

In December 2025, the construction sector BCI recorded an optimistic level of 61.8 points, representing an increase of 1.8% compared to the previous month, November, when it stood at 60.7 points. This level was driven by increased confidence among establishments, particularly with respect to expectations for overall performance, sales, and fixed investment expenditure.

Figure 3. BCI for the construction sector



Monthly changes in the overall BCI

In December 2025, the overall BCI stood at 62.0 points, representing an increase of 2.2% compared to the previous month, November 2025.

Table 1. Overall BCI and monthly rate of change

Overall BCI		
Month	Index Value	Monthly Rate of Change
January-25	64.8	3.7%
February-25	63.2	-2.5%
March-25	61.8	-2.1%
April-25	62.7	1.5%
May-25	62.5	-0.3%
June-25	61.5	-1.7%
July-25	61.1	-0.6%
August-25	60.8	-0.4%
September-25	61.7	1.5%
October-25	61.1	-1.1%
November-25	60.7	-0.6%
December-25	62.0	2.2%

Methodology and quality

Business Confidence Index (BCI) is an economic indicator that reflects the level of optimism of establishments regarding their current business conditions and future expectations, based on business confidence survey conducted on a sample of establishments operating across various non-oil economic activities, classified according to the International Standard Industrial Classification of all Economic Activities (ISIC4). The index is measured on a scale ranging from 0 to 100, with 50 representing the neutral level. Values above 50 indicate optimism and higher levels of business confidence, while values below 50 reflect pessimism and lower levels of confidence. For more details, please refer to the following links:

[Methodology and quality](#), [Tables](#).