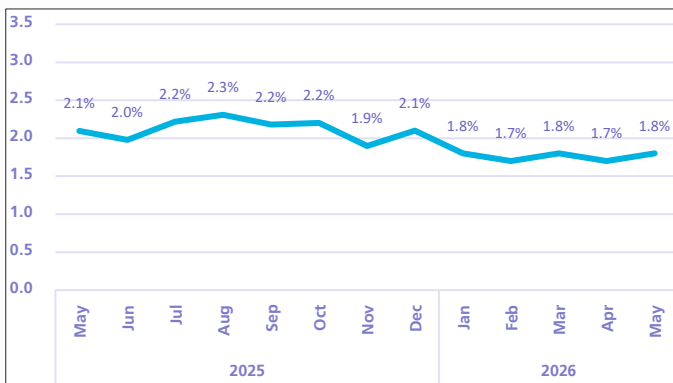


## Inflation in Saudi Arabia reaches 1.8% in May 2026 compared to May 2025

The Consumer Price Index (CPI) in Saudi Arabia recorded an annual increase of 1.8% in May 2026, compared to the same month of the previous year (May 2025). This increase was mainly driven by a rise in housing, water, electricity, gas, and other fuel prices by 3.7%, transport prices by 1.5%, and prices of restaurant and accommodation services by 1.7% (Figure 1).

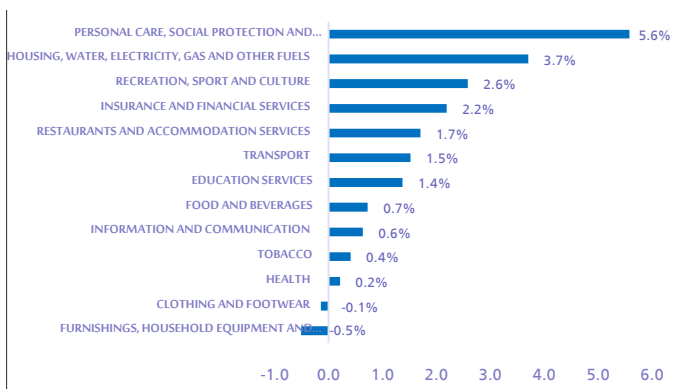
Figure 1: Annual change in CPI (%)



### Annual change in consumer prices by division

The prices of personal care, social protection, and other goods and services division increased by 5.6%, driven by the increase in the prices of other personal effects by 18.5%, which was affected by the increase in the prices of jewelry and watches by 20.0%. Followed by the housing, water, electricity, gas, and other fuels division, which increased by 3.7% as a result of the increase in the prices of the actual rentals for the housing group by 4.7%, followed by the entertainment, sports and culture division by 2.6%, driven by the increase in the prices of the holiday packages group by 4.3%. On the other hand, the prices of furniture, home appliances, and periodic home maintenance division decreased by 0.5% and the clothing and footwear division by 0.1% (Figure 2).

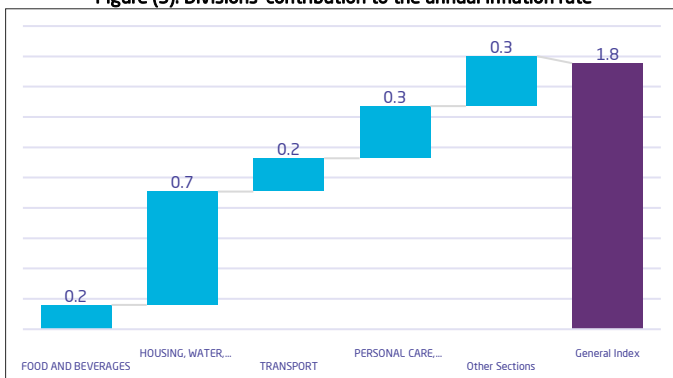
Figure (2): Annual Change in the CPI by division for May 2026 (%)



### Divisions' contribution to the annual inflation rate

The housing, water, electricity, gas and other fuels division was the main contributor to the annual inflation rate, contributing 0.7 percentage points. Followed by the personal care, social protection, and other goods and services division with a contribution of 0.3 percentage points. The transport division and the food and beverages division each contributed by 0.2 percentage points, while the other divisions contributed by 0.3 percentage points (Figure 3).

Figure (3): Divisions' contribution to the annual inflation rate



### Monthly change in consumer prices

On a monthly basis, the CPI in May 2026 recorded a relative increase of 0.2% compared to April 2026 (Figure 4). The prices of the transport division increased by 0.6%, driven by the increase in the passenger transport services group by 1.9%, and the prices of the housing, water, electricity, gas, and other fuels division increased by 0.2%, and the food and beverage division by 0.1%. On the other hand, the prices of personal care, social protection, and other goods and services decreased by 0.2%, the furniture, home appliances, and periodic maintenance division by 0.2%, and the clothing and footwear division by 0.1% (Figure 5).

Figure (4): Change in the CPI on a monthly basis (%)

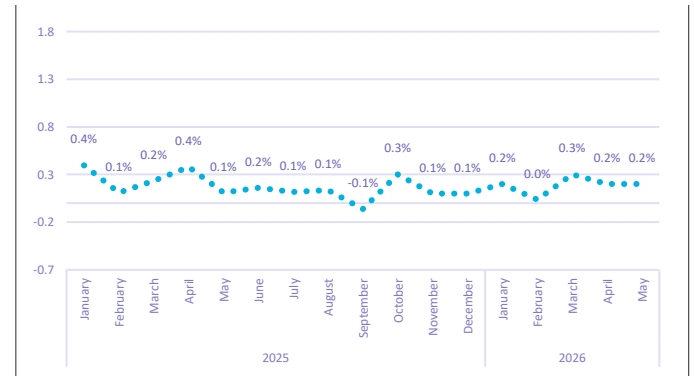
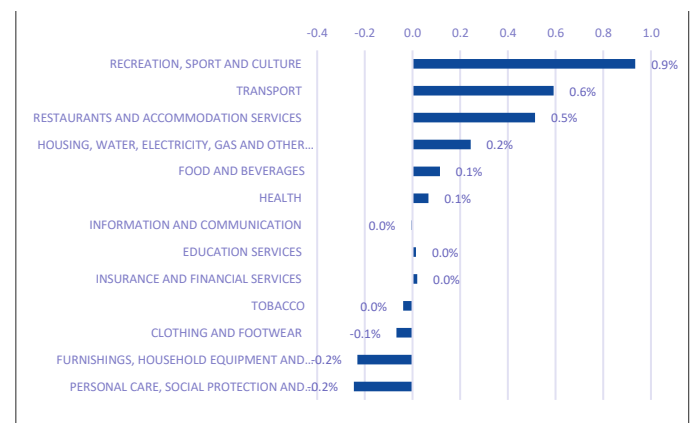


Figure (5): Monthly change in the CPI by divisions for May 2026 (%)



### Methodology and quality

The Consumer Price Index (CPI) reflects changes in the prices paid by consumers for a fixed basket of goods and services consisting of 582 items. The items included in this basket were selected based on the results of the 2023 Household Income and Expenditure Survey, and their weights were determined accordingly, in addition to other supplementary data sources on household final consumption expenditure.

The General Authority for Statistics (GASTAT) has adopted a new methodology for calculating the Consumer Price Index, aimed at improving data quality in line with international best practices. This has been achieved through expanded geographic coverage, increased coverage of points of sale and basket items, and the adoption of new data sources for the regular collection of price information.

Data based on the updated methodology have been published starting from August 2025. For further details, please refer to, click [Methodology and Quality Table](#)