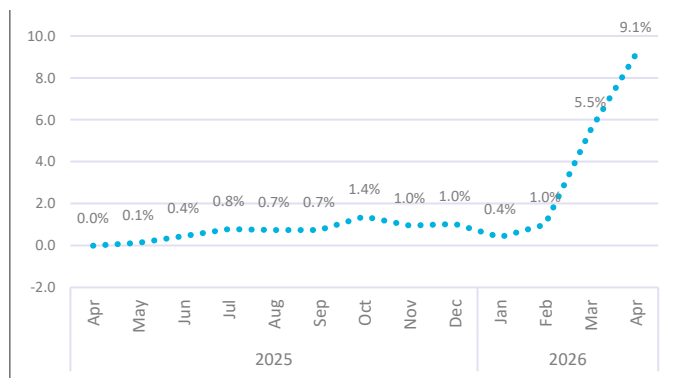


PPI in Saudi Arabia records an increase of 9.1% in April 2026.

Producer Price Index (PPI) in Saudi Arabia recorded an increase of 9.1% in April 2026, compared to April 2025. This increase was driven by a 9.7% rise in manufacturing prices, a 2.0% increase in prices of electricity, gas, steam, and air conditioning supply, and a 7.7% rise in prices of water supply, sewerage, waste management and remediation activities (Figure 1).

Figure 1. PPI annual change (%)



Annual changes by main divisions

Manufacturing prices recorded an increase of 9.7%, driven by a rise in the prices of the manufacture of refined petroleum products by 16.3%, the manufacture of chemicals and chemical products by 14.9%, the manufacture of food products by 3.0%, the manufacture of basic metals by 3.4%, and the manufacture of wearing apparel by 12.8%

In contrast, prices of the manufacture of fabricated metal products (except machinery and equipment) decreased by 0.7%. Prices also declined in the manufacture of furniture by 2.1% and in other economic activities by 4.3%

Meanwhile, prices of electricity, gas, steam, and air conditioning supply increased by 2.0%, while prices of water supply, sewerage, waste management, and remediation activities increased by 7.7% in April 2026 (Figure 2) (Figure 3).

Figure 2. Annual PPI by main divisions

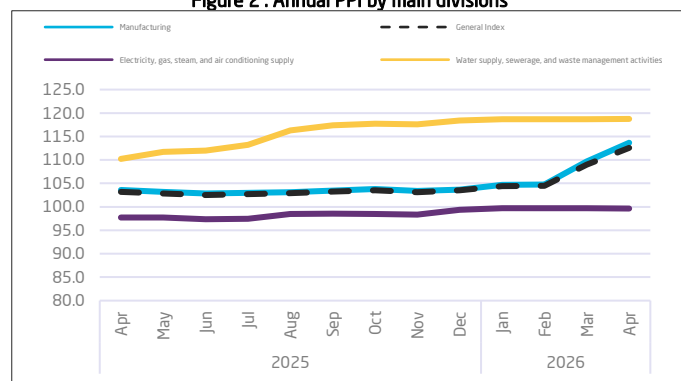
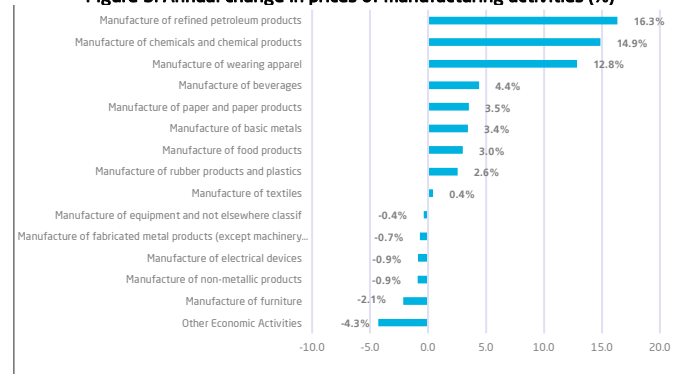


Figure 3. Annual change in prices of manufacturing activities (%)



Monthly changes by main divisions

On a month-on-month basis, the PPI increased by 3.3% in April 2026 compared to March 2026, supported by higher prices of the manufacture of refined petroleum products by 2.2%, the manufacture of chemicals and chemical products by 11.5%, and the manufacture of other non-metallic mineral products by 0.2%, and the manufacture of wearing apparel by 1.6%. In contrast, prices of the manufacture of basic metals decreased by 0.1%. Meanwhile, prices of electricity, gas, steam, and air conditioning supply, as well as water supply, sewerage, waste management, and remediation activities, remained stable in April 2026 compared to March 2026 (Figure 4) (Figure 5).

Figure 4. PPI monthly change (%)

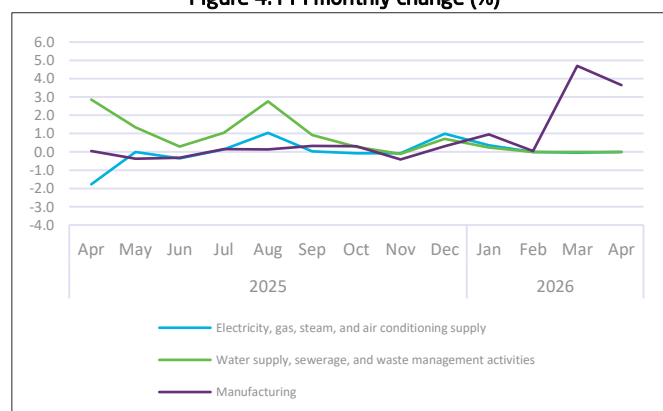
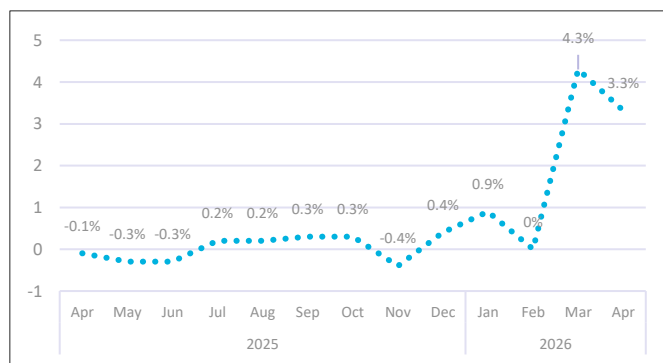


Figure 5. PPI monthly changes by main divisions



Methodology and quality

Producer Price Index (PPI) is an economic indicator that reflects relative changes in domestic product prices, based on data from the Producer Price Survey, which is conducted on a sample of industrial establishments operating in the targeted industrial activities, namely manufacturing, electricity and gas supply, and water supply, sewerage, waste management and remediation activities.

The data for this index is published on a monthly basis and is classified according to the National Classification of Economic Activities (ISIC4).

For more details, click: [Methodology and Quality](#), table