

Producer Price Index in Saudi Arabia records an increase by 1.0 % in December 2025

Producer Price Index (PPI) in Saudi Arabia recorded an increase of 1.0% in December 2025, compared to the same month in 2024. This increase was driven by a 0.9 % rise in the manufacturing sector, a 1.5% increase in electricity, gas, steam, and air conditioning supply and water supply, sewerage, and an 11.5 % rise in waste management activities (Figure 1).

Manufacturing sector records yearly increase in December 2025

Manufacturing price index recorded an increase of 0.9%, supported by a 1.8% rise in prices for the manufacture of refined petroleum products, and increases in the manufacture of basic metals, fabricated metal products (except machinery and equipment), and wearing apparel by 2.0%, 3.5%, and 5.0%, respectively.

By contrast, prices for the manufacture of paper and paper products decreased by 1.7%, while prices also fell for the manufacture of rubber and plastics products by 0.4%, other non-metallic mineral products by 0.2%, and electrical equipment by 1.0%

Prices for the manufacture of chemicals and chemical products, as well as manufacture of food products, remained stable. (Figure 3)

Year-on-year changes in electricity, gas, steam and air conditioning supply, and water supply, sewerage, waste management and remediation activities

Electricity, gas, steam, and air conditioning supply price index increased by 1.5% while the water supply, sewerage, and waste management activities index rose by 11.5% in December 2025.

Manufacturing records month-on-month increase in December 2025

Manufacturing price Index increased by 0.3% in December 2025 on a monthly basis, supported by a 0.3% increase in prices for the manufacture of refined petroleum products, as well as increases in the prices of chemicals and chemical products and other non-metallic mineral products by 0.2% and 1.0%, respectively.

Month-on-month changes in electricity, gas, steam, and air conditioning supply, and water supply, sewerage, and waste management activities

Electricity, gas, steam, and air conditioning supply price index rose by 1.0%, while the water supply, sewerage, and waste management activities index increased by 0.7% in December 2025 compared to November of the same year.

Figure 1. The annual change in PPI for December 2025 (%)

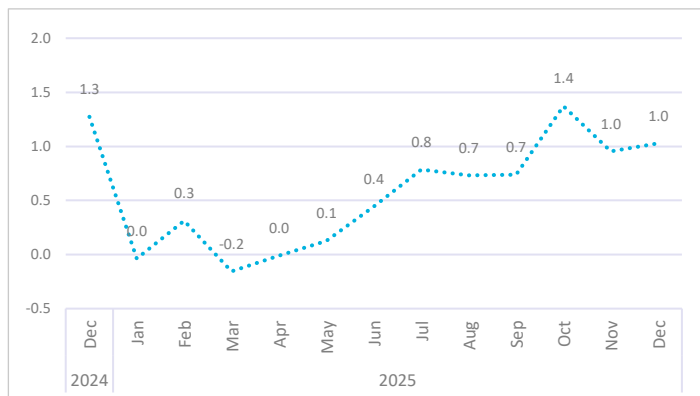


Figure 2. The PPI annual index by main divisions for December 2025 (%)

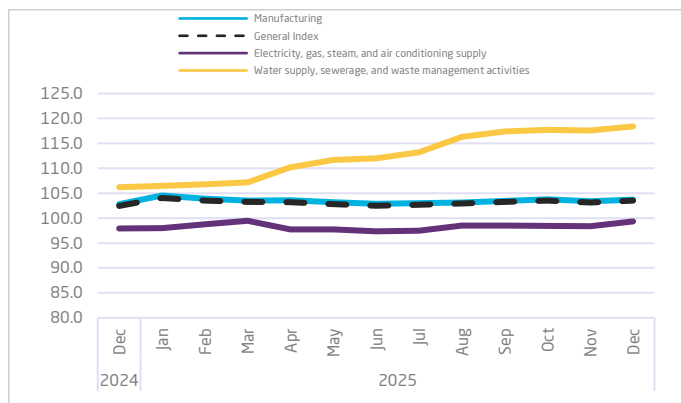
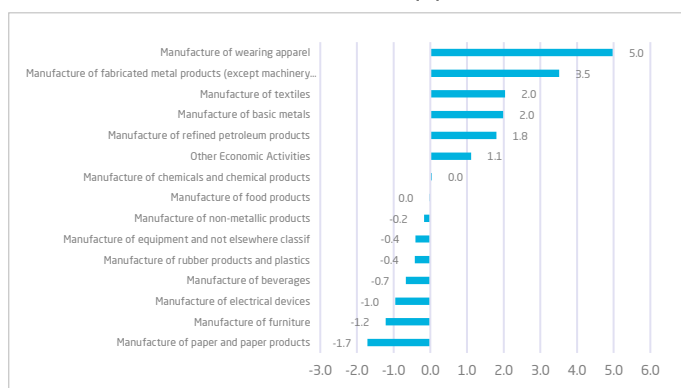


Figure 3. Annual changes in prices of manufacturing activities for December 2025 (%)



Methodology and quality

The Producer Price Index (PPI) is an economic indicator that reflects relative changes in domestic product prices, based on data from the Producer Price Survey, which is conducted on a sample of industrial establishments operating in the targeted industrial activities, namely manufacturing, electricity and gas supply, and water supply, sewerage, waste management and remediation activities. The data for this index is published on a monthly basis and is classified according to the National Classification of Economic Activities (ISIC4).

For more details, click: [Methodology and Quality](#), table