

PPI in Saudi Arabia records an increase of 1.4% in October 2025

The results of the Producer Price Index (PPI) in Saudi Arabia showed an increase of 1.4% in October 2025 compared with October 2024. This change reflects price movements across the main economic activities covered by the index.

Manufacturing section witnesses a year-on-year increase in October 2025

The manufacturing sub-index recorded an increase of 1.3% supported by a rise in prices in the activity of manufacturing refined petroleum products, which increased by 2.0%. Prices also rose in the activities of manufacturing chemicals and chemical products and manufacturing fabricated metal products (excluding machinery and equipment) by 2.1% and 4.1%, respectively.

In contrast, prices in the activity of manufacturing paper and paper products declined by 1.9%. Similarly, prices in both manufacturing wearing apparel and manufacturing beverages decreased by 4.7% and 1.1%, respectively.

Year-on-year change in the electricity, gas, steam and air conditioning supply section and the water supply, sewerage, waste management and remediation activities

The sub-index for the section of electricity, gas, steam, and air conditioning supply recorded an increase of 0.4%, while the sub-index for the section of water supply; sewerage, waste management, and remediation activities registered a significant increase of 11.7% in October 2025.

Manufacturing section records an increase in October 2025 on a month-on-month basis

The sub-index for the manufacturing section increased by 0.3% on a month-on-month basis, supported by a 0.1% rise in prices in the activity of manufacturing refined petroleum products. Prices also increased in the activities of manufacturing chemicals and chemical products and manufacturing fabricated metal products (excluding machinery and equipment) by 1.4% and 0.4%, respectively.

In contrast, prices in the activity of manufacturing food products declined by 0.1%. Additionally, prices in both manufacturing of non-metallic mineral products and manufacturing basic metals decreased by 0.3% and 2.2%, respectively.

Electricity, gas, steam and air conditioning supply section, and the water supply, sewerage, waste management and remediation activities section, on a month-on-month basis

The index for the division of electricity, gas, steam, and air conditioning supply recorded a 0.1% decrease, while the sub-index for the section of water supply; sewerage, waste management, and remediation activities registered a 0.3% increase in October 2025 compared with September 2025.

Figure (1): Time series of the annual changes in PPI

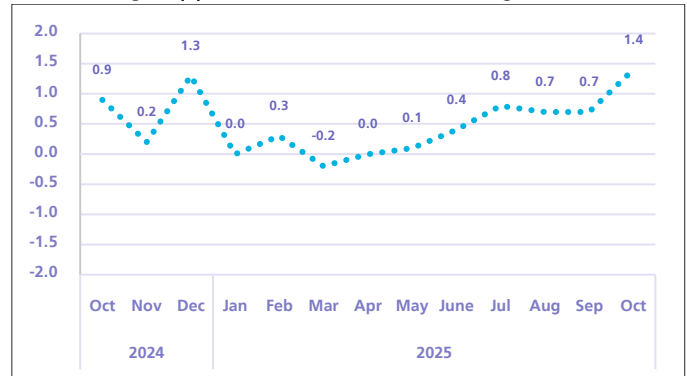


Figure (2): Time series of the PPI by main sections

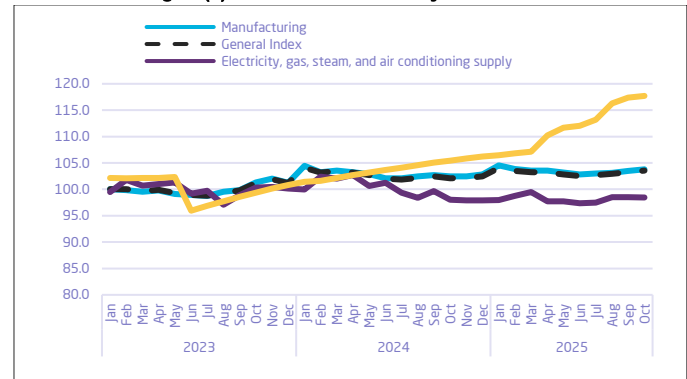
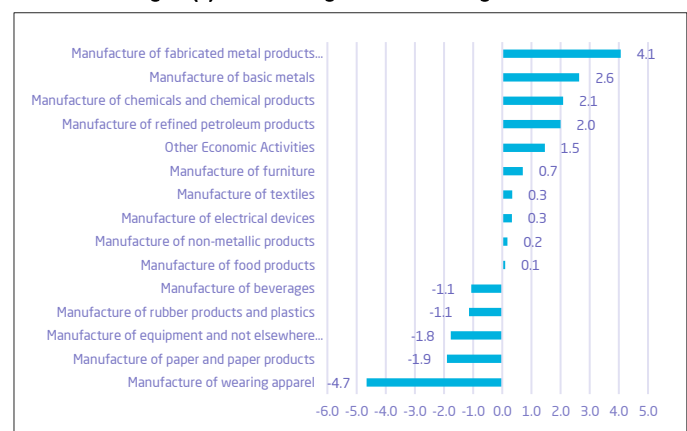


Figure (3): Annual change in manufacturing activities



Methodology and quality

The Producer Price Index (PPI) is an economic indicator that reflects relative changes in domestic product prices, based on data from the Producer Price Survey, which is conducted on a sample of industrial establishments operating in the targeted industrial activities. These activities include manufacturing, electricity and gas supply, water supply, sewerage, waste management, and remediation activities.

The data for this index, published monthly, are classified according to the National Classification of Economic Activities (ISIC Rev.4). More details can be found at the following link: [Methodology and Quality](#), table