

SMEs' operating revenues increase by 7.0% during 2024

During 2024, the total operating revenues of micro, small and medium establishments amounted to SAR 1,720 billion, recording an annual growth rate of 7.0%, while the total operating expenditure reached SAR 762.9 billion with a growth rate of 5.7%, and the total compensation of employees reached SAR 244.2 billion, recording a growth rate of 7.1%.

Operating revenues and expenditures in SMEs

Wholesale and retail trade activities contributed 36.3% to total operating revenues, followed by manufacturing activities at 19.3% and construction activities at 15.7%. The remaining economic activities collectively accounted for 28.7% of total operating revenues.

In terms of operating expenditure, wholesale and retail trade activities contributed 42.9% to total operating expenditure, followed by manufacturing activities at 20.5% and construction activities at 13.1%. The remaining economic activities collectively accounted for 23.5% of total operating expenditure.

Figure 1: Relative structure of operating revenues by economic activity during 2024

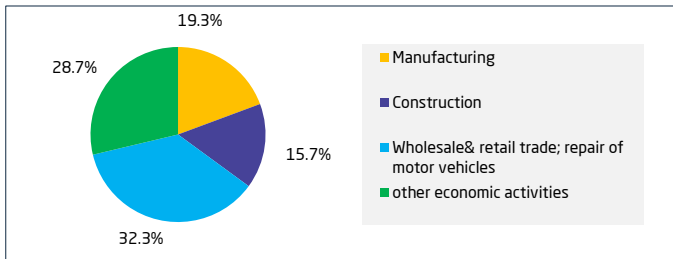
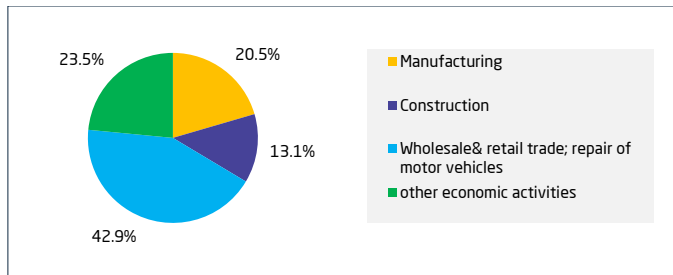


Figure 2: Relative structure of operating expenditure by economic activity during 2024



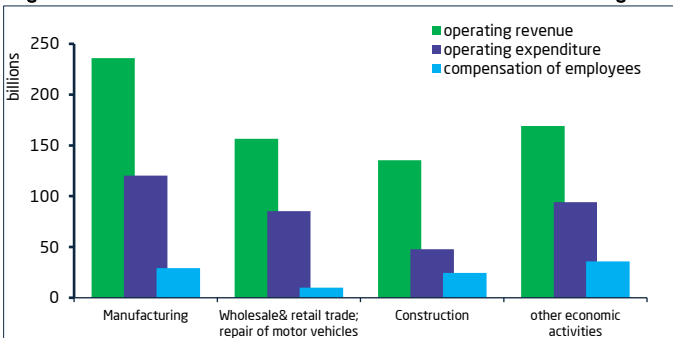
Main statistical indicators of medium-sized establishments

The value of operating revenue of the medium-sized establishments (50-249 employees) amounted to SAR 797.5 billion, with the manufacturing activities contributing 29.6%. However, wholesale and retail trade activities contributed 19.6%, followed by construction activities with 17.0%, and the rest of the other economic activities combined contributed 33.8%.

On the other hand, the value of operating expenditure amounted to SAR 347.4 billion, with manufacturing activities contributing 34.6%, wholesale and retail trade activities 24.6%, construction activities 13.7%, and the rest of the other economic activities collectively contributing 27.1% of operating expenditure.

The total compensation of employees amounted to SAR 114.3 billion. Manufacturing activities accounted for 25.6%, construction activities for 21.4%, and wholesale and retail trade activities for 8.8%, while the remaining economic activities collectively represented 44.2% of total employee compensation.

Figure 3: Main statistical indicators of medium-sized establishments during 2024



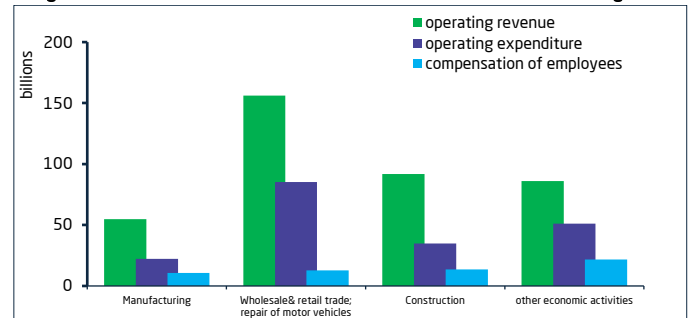
Main statistical indicators of small-sized establishments

The operating revenue of small-sized enterprises (6-49 employees) amounted to SAR 444.5 billion, with the wholesale and retail trade activities contributing 35.1%. However, construction activities contributed 20.7%, followed by manufacturing activities with 12.3%, and the rest of the other economic activities combined contributed 31.9%.

On the other hand, the value of operating expenditure amounted to SAR 193.3 billion, with the wholesale and retail trade activities contributing 44.0%, construction activities 18.0%, manufacturing activities 11.6%, and the rest of the other economic activities collectively contributing 26.4% of operating expenditure.

The total compensation of employees amounted to SAR 65.8 billion, construction activities accounted for 20.7%, wholesale and retail trade activities accounted for 19.6%, and manufacturing activities accounted for 16.1%, while the remaining economic activities collectively represented 43.7% of total employee compensation.

Figure 4: Main statistical indicators of small-sized establishments during 2024



Main statistical indicators of micro-sized establishments

The operating revenue of micro-sized establishments (1-5 employees) amounted to SAR 478.7 billion, with the wholesale and retail trade activities contributing 65.0%, while construction activities contributed 9.0%, followed by manufacturing activities with 8.8%, and the rest of the other economic activities contributed 17.2%.

On the other hand, the value of operating expenditure amounted to SAR 222.1 billion, with the wholesale and retail trade activities contributing 70.7%, construction activities 7.8%, manufacturing activities 6.2%, and the rest of the other economic activities collectively contributing 15.3% of operating expenditure.

The total compensation of employees amounted to SAR 64.0 billion, wholesale and retail trade activities accounted for 50.5%, construction activities 14.7%, and manufacturing activities constituted 9.9%. The remaining economic activities collectively represented 24.9% of the total compensation of employees.

Figure 5: Main statistical indicators of micro-sized establishments during 2024



Methodology and Quality

Small and Medium Establishment (SME) statistics are among the most prominent periodic economic statistics conducted annually, as they provide a set of key economic indicators that help in understanding the structure of small and medium establishments.

These statistics aim to provide indicators related to operating revenues, operating expenditures, and compensation of employees, and other related indicators in accordance with the International Standard Industrial Classification of All Economic Activities (ISIC4). For further information, please refer to: [Methodology and Quality](#).

[Table](#)