Operating Revenues Index increases by 3.0% in August 2026

Preliminary results indicated a 3.0% increase in the Operating Revenues Index in August 2026 compared to the same month of the previous year (August 2025). On a monthly basis, the Index decreased by 1.1% compared to July 2026. Issued building permits recorded an annual decrease of 19.7% compared to the same month of the previous year and a monthly decrease of 3.6% compared to July 2026.

Operating Revenues Index in August 2026

The Operating Revenues Index increased by 3.0% year-on-year, driven by a 7.7% increase in manufacturing activities, a 2.2% increase in wholesale and retail trade and repair of motor vehicle activities, a 3.2% increase in construction activities, and increases of 10.8% and 5.8% in financial and insurance activities and information and communication activities, respectively.

On a monthly basis, the Operating Revenues Index decreased by 1.1%, affected by a 4.7% decrease in manufacturing activities, a 1.0% decline in financial and insurance activities, a 1.2% decline in information and communication activities, and decreases of 1.2% and 1.1% in accommodation and food service activities and professional, scientific, and technical activities, respectively.

Figure1. Operating Revenues Index and annual change rates

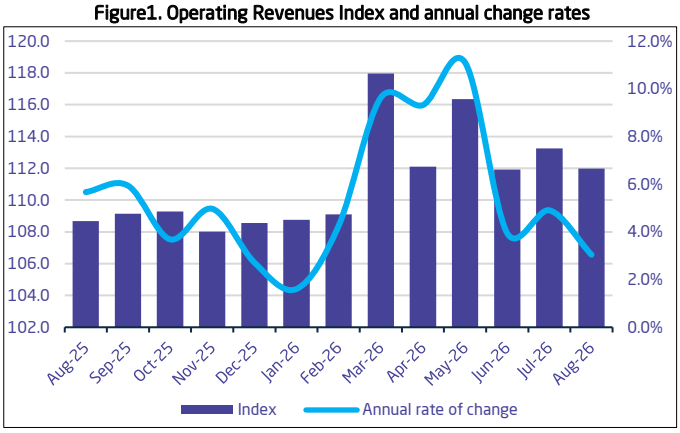

Figure 2. Annual change rate for Operating Revenues Index by economic activities (ISIC4)

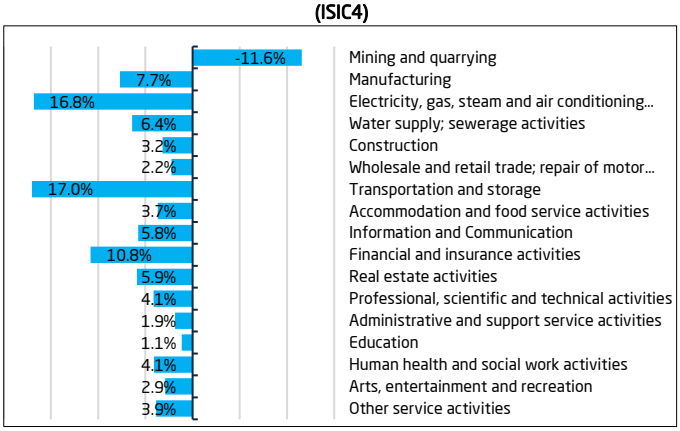

Employees Compensation Index

The Employees Compensation Index increased by 6.3% year-on-year, driven by increases in manufacturing activities by 9.7%, construction activities by 4.2%, wholesale and retail trade and repair of motor vehicle activities by 4.7%, and mining and quarrying activities and financial and insurance activities by 1.3% and 5.3%, respectively.

On a monthly basis, the Employees Compensation Index increased by 0.1%, driven by increases in manufacturing activities by 0.6%, construction activities by 0.2%, mining and quarrying activities by 0.4%, and transportation and storage activities and accommodation and food service activities by 0.7% and 0.6% respectively.

Figure 3. Employees Compensation Index and annual rates

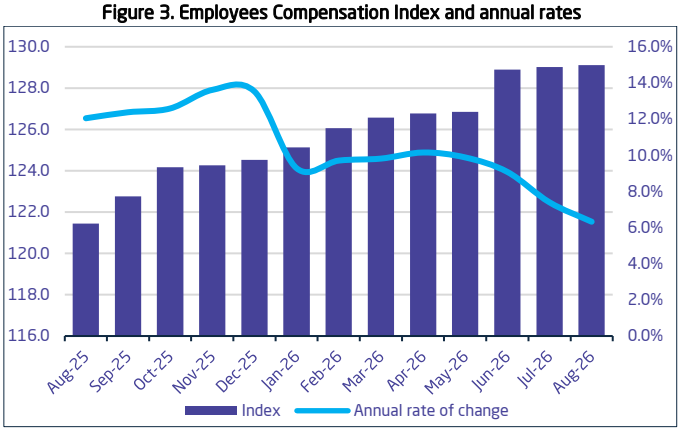

Figure 4. Annual change rate for Employees Compensation Index by economic activities (ISIC4)

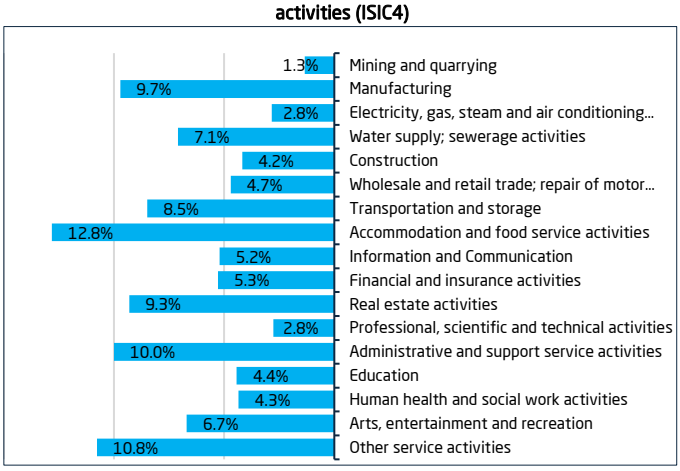

Issued building permits

In August 2026, the number of issued building permits decreased by 19.7% compared to the same month of the previous year, decreasing from 6,998 in August 2025 to 5,621.

Compared to July 2026, the number of issued building permits also decreased from 5,828 to 5,621, representing a monthly decrease of 3.6%

Figure 5. Number of issued building permits and annual change rates

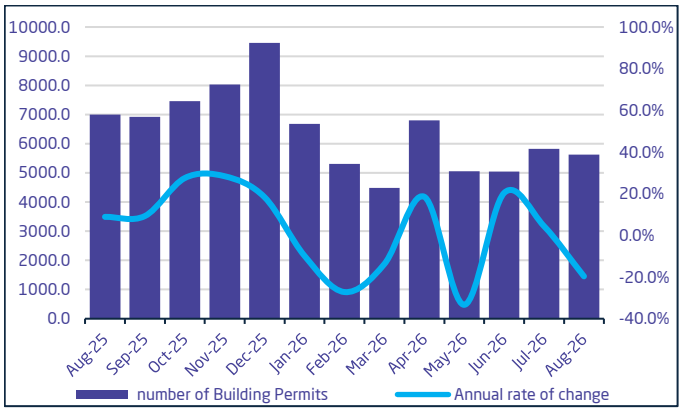

Methodology and quality

The Short-Term Business Statistics product is one of the economic statistical products aimed at measuring the performance of various activities of the economy in the short term through monthly indicators that monitor developments and growth rates for each activity. The product covers all economic activities of establishments operating in the business sector. More details can be found through the following link:, Methodology and Quality , table