

Operating revenue index increases by 3.7% in October 2025

Preliminary results indicate a 3.7% increase in the operating revenue index compared to the same month of the previous year (October 2024). On a monthly basis, the index increased by 0.1%. Building permits recorded an annual growth of 27.5% compared to the same month last year, and a monthly increase of 7.8% compared to September 2025.

Operating Revenue Index

In October 2025, the operating revenue index increased by 3.7% year-on-year, supported by an increase in wholesale and retail trade; repair of motor vehicle activities by 12.6%, construction activities, which increased by 9.3%, and increases in financial and insurance activities by 7.1%, and increases of 7.9% and 7.7% in information and communication activities and Transportation and storage activities, respectively.

On a monthly basis, the operating revenue index increased by 0.1%, supported by an increase in manufacturing activities by 1.0%, and wholesale and retail trade; repair of motor vehicles activities which increased by 0.1%, and increases in construction activities by 0.6%, and increases of 2.4% and 1.3% in financial and insurance activities and information and communication activities, respectively.

Figure1. Operating revenue index and annual growth rates

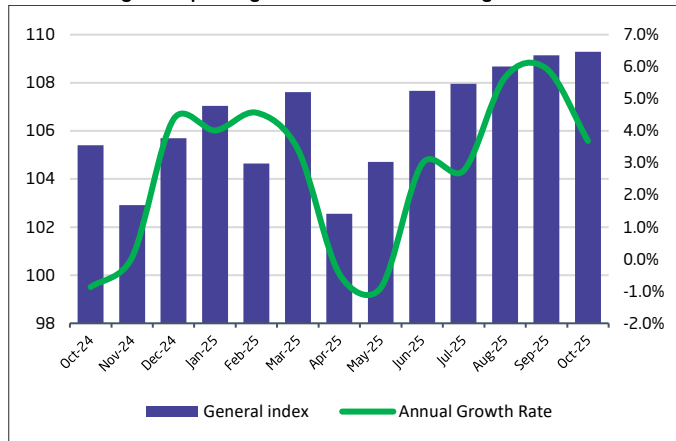
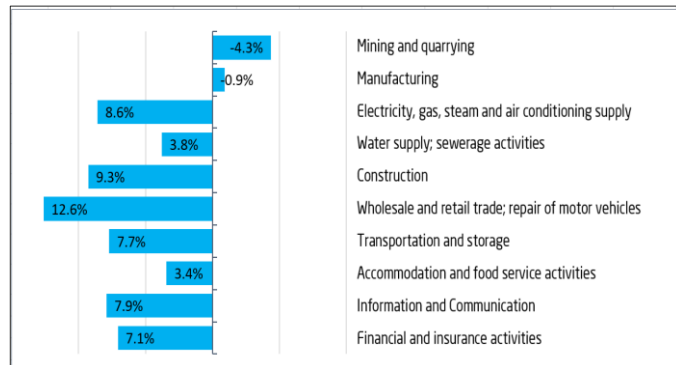


Figure 2. Annual Growth Rate for Operating Revenue Index Numbers by Economic Activities (ISIC4)



Employees Compensation Index

Compared to October of the previous year, the employee compensation index increased by 12.6%, supported by an increase in manufacturing activity by 16.4%, and construction activities which increased by 5.5%, and increases wholesale and retail trade; repair of motor vehicle and motorcycle activities by 12.1%, and increases of 12.7% and 4.1% in mining and quarrying activities and financial and insurance activities, respectively.

On a monthly basis, the employee compensation showed an increase of 1.1%, supported by an increase in manufacturing activity by 1.3%, construction activities which increased by 0.7%, and increases wholesale and retail trade; repair of motor vehicle activities by 1.2%, and increases of 3.7% and 4.0% transportation and storage activities and information and communication activities, respectively.

Figure3. Employee Compensation Index and annual growth rates

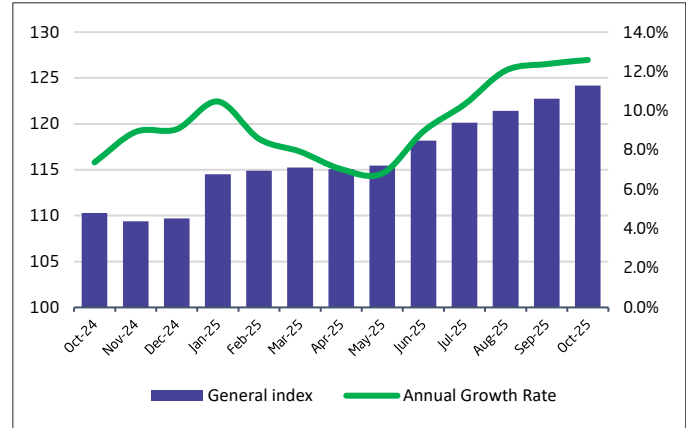
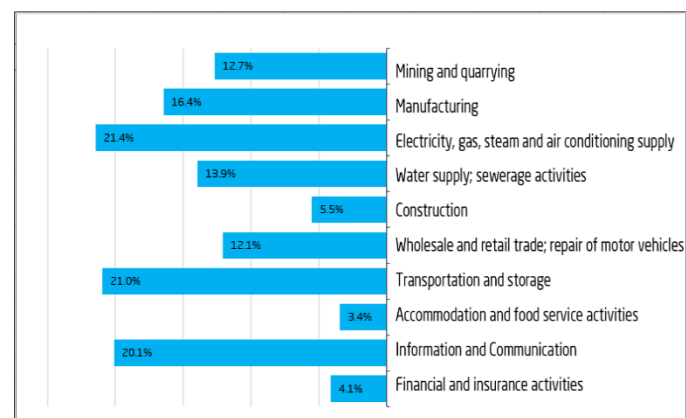


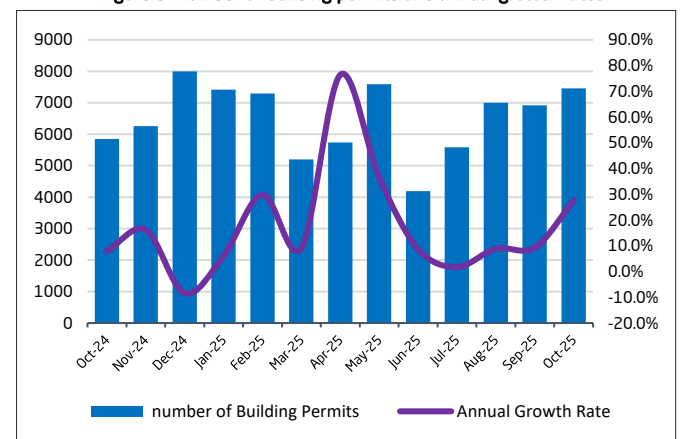
Figure 4. Annual Growth Rate for Compensation of Employees Index Numbers by Economic Activities (ISIC4)



Building permits

In October 2025, the annual growth rate of the number of building permits issued increased by 27.5%, as a result of the increase in the number of building permits issued during October to reach (7,457) permits compared to (5,848) permits in October of the previous year. Compared to September 2025, the number of issued building permits increased by 7.8%, reaching (6,920) permits in that month.

Figure 5. Number of building permits and annual growth rates



Methodology and quality

The Short-Term Business Statistics product is one of the economic statistical products aimed at measuring the performance of various activities of the economy in the short term through monthly indicators that monitor developments and growth rates for each activity. The product covers all economic activities of establishments operating in the business sector. More details can be found through the following link: <http://www.stats.gov.sa>, [Methodology and Quality](#), [table](#)