

Services activities in operating revenues increase by 4.7 % in 2024

The total operating revenues of other services activities amounted to SAR 750.8 billion, recording a growth of 4.7% compared to the previous year. Total operating expenditures reached SAR 275.5 billion, reflecting an increase of 4.8%, while total compensation of employees amounted to SAR 145.2 billion, representing an increase of 7.1% from the previous year.

Accommodation and food services activities

The value of operating revenues in the accommodation activity amounted to SAR 78.0 billion, with a contribution rate of 46.4% of the total operating revenues of accommodation and food activities, while the value of operating revenues for food and beverage services activities amounted to SAR 90.3 billion, with a contribution rate of 53.6%.

In terms of operating expenditure, the value of operating expenditures in the accommodation activity amounted to SAR 32.5 billion, constituting 44.5% of the total operating expenditures of the accommodation and food activity. The operating expenditure in food and beverage services amounted to SAR 40.5 billion, constituting 55.5%.

The results of the statistics also indicated that the value of compensation for employees in the accommodation activity amounted to SAR 6.5 billion, constituting 29.4% of the total compensation for employees in the accommodation and food activity. While the value of compensation for employees in food and beverage services activities amounted to SAR 15.6 billion, constituting 70.6%.

Figure 1: Key indicators of accommodation and food services activities for 2024

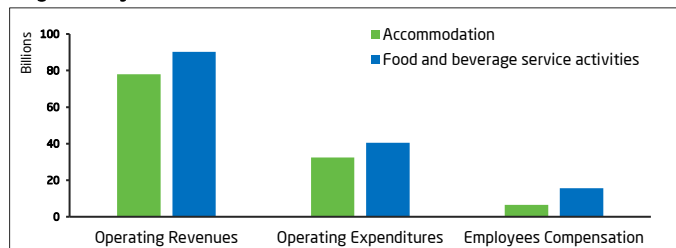
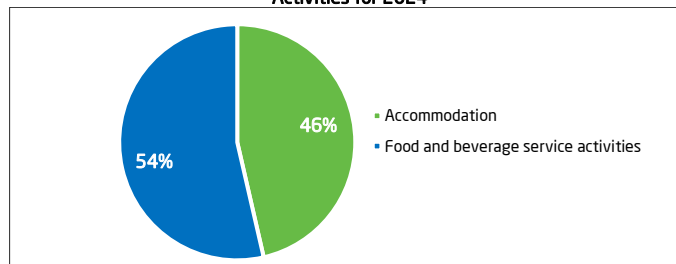


Figure 2: Relative Contribution of Sub-Activities of Accommodation and Food Services to the Total Operating Revenues of Accommodation and Food Services Activities for 2024



Human health and social work activities

The value of operating revenues in the field of human health activities amounted to SAR 90.2 billion, with a contribution rate of 92.2% of the total operating revenues of human health and social work activities, while the value of operating revenues for care activities with accommodation and social work activities without accommodation amounted to SAR 7.7 billion, with a contribution rate of 7.8%.

In terms of operating expenditures, the value of operating expenditures in the field of human health activities amounted to SAR 36.0 billion, constituting 93.8% of the total operating expenditures for human health and social work activities, while the value of operating expenditures for care activities with accommodation and social work activities without accommodation amounted to about SAR 2.4 billion, with a contribution rate of 6.2%. The results of the statistics also indicated that the value of compensation for employees in human health activities reached SAR 23.8 billion, constituting 93.2% of the total compensation for employees in human health and social work activities, while the value of compensation for employees in care activities with accommodation and social work activities without accommodation reached about SAR 1.7 billion, with a contribution rate of 6.8%.

Figure 3: Key Indicators of Human Health and Social Work Activities for 2024

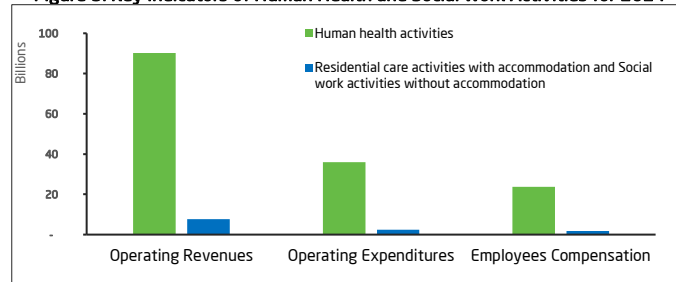
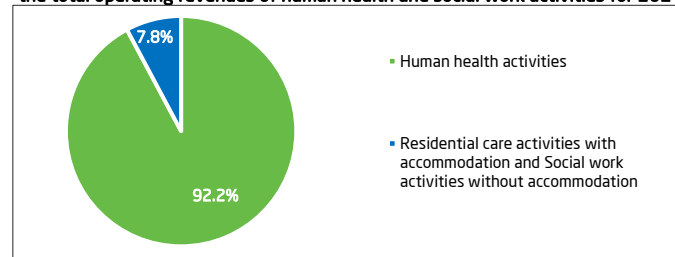


Figure 4: Relative contribution of sub-activities of human health and social work to the total operating revenues of human health and social work activities for 2024



Financial and insurance activities

The value of operating revenues in other financial service activities, except insurance and pension funding amounted to SAR 190.3 billion, with a contribution rate of 76.0% of the total operating revenues of financial and insurance activities, while the value of operating revenues in insurance, reinsurance and pension funding and activities auxiliary to financial services and insurance activities amounted to SAR 60.2 billion, with a contribution rate of 24.0%.

In terms of the operating expenditures, the value of operating expenditures in other financial service activities, except insurance and pension funding, amounted to 48.1 billion SAR, constituting 61.8% of the total operating expenditures for financial and insurance activities. The operating expenditures in insurance, reinsurance and pension funding and activities auxiliary to financial services and insurance activities amounted to SAR 29.7 billion, constituting 38.2%.

The results of the statistics also indicated that the value of compensations for employees in other financial service activities, except insurance and pension funding, reached SAR 30.6 billion, with a contribution rate of 76.4% of the total compensation for employees in financial and insurance activities. However, the value of compensation for employees in insurance, reinsurance and pension funding and activities auxiliary to financial services and insurance activities reached SAR 9.5 billion, with a contribution rate of 23.6%.

Figure 5: Key indicators of financial and insurance activities for 2024

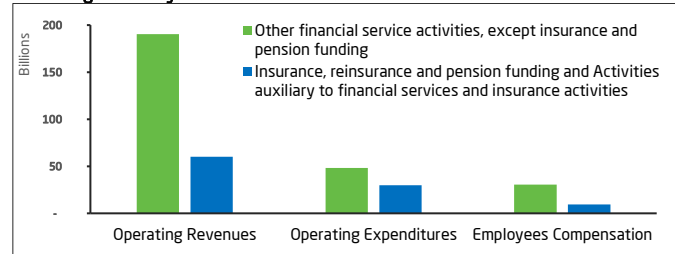
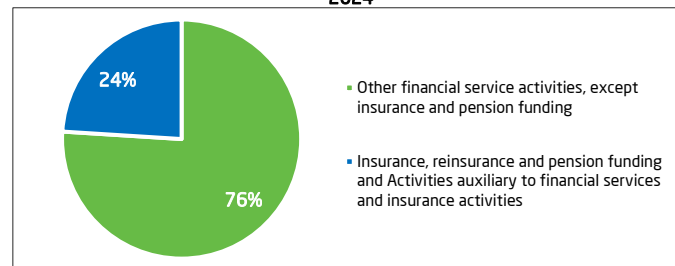


Figure 6: Relative contribution of sub-activities of financial and insurance activities to the total operating revenues of financial and insurance activities for 2024



Methodology and Quality

Service activities statistics are among the most prominent economic statistics that provide comprehensive insights into the structure of this activity in the Kingdom. These statistics aim to provide indicators related to operating revenues, operating expenditures, and compensation of employees, in accordance with the International Standard Industrial Classification of All Economic Activities (ISIC4). For further information, please refer to: [Methodology and Quality](#), [Table](#)