

## Key results of transportation and storage activities during 2023

The results presented in this report are based on the Comprehensive Economic Survey 2023, which contributed to providing more comprehensive and detailed data on the business establishments in the Kingdom.

This report presents the survey results for the detailed activities of transportation and storage, as the total operating revenues for transportation and storage activities amounted to about 170 billion SAR during the year 2023, while total operating expenditures for transportation and storage activities amounted to 72.6 billion SAR, and compensation for those working in these activities amounted to 30.1 billion SAR.

### Operating revenues during 2023

According to the results, land transportation and pipeline transportation constituted the highest proportions of total operating revenues, at 36.1%, with approximately 61.3 billion SAR, followed by warehousing and support activities for transportation at 29.0% with around 49.3 billion SAR, then air transport, water transport, and postal and courier activities with contributions of 21.3% at about 36.2 billion SAR, 10.0% at about 17.1 billion SAR and 3.6% at about 6.1 billion SAR respectively.

Figure 1: Operating revenues by transportation and storage activities during 2023

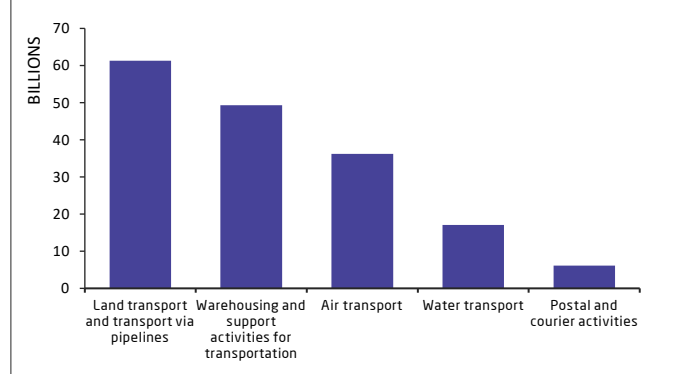
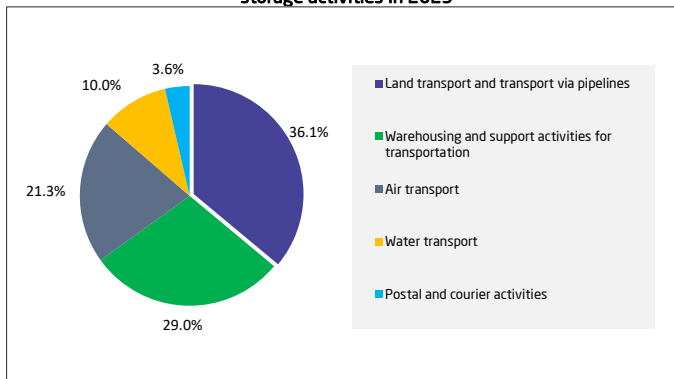


Figure 2: Relative distribution of operating revenues by transportation and storage activities in 2023



### Operating expenditures during 2023

Warehousing and support activities for transportation constituted 27.8% of the total operating expenditures at around 20.1 billion SAR, followed by air transport activities at 26.7% and amounting to 19.3 billion SAR, and then followed by the rest of the three activities, land transport and transport via pipelines, water transport and finally postal and courier activities, those constituted the following percentages and amounts, respectively. 25.8% approximating 18.7 billion SAR, 15.1% approximating 10.9 billion SAR, and finally 4.7% amounting at 3.3 billion SAR.

Figure 3: Operating expenditures by transportation and storage activities during 2023

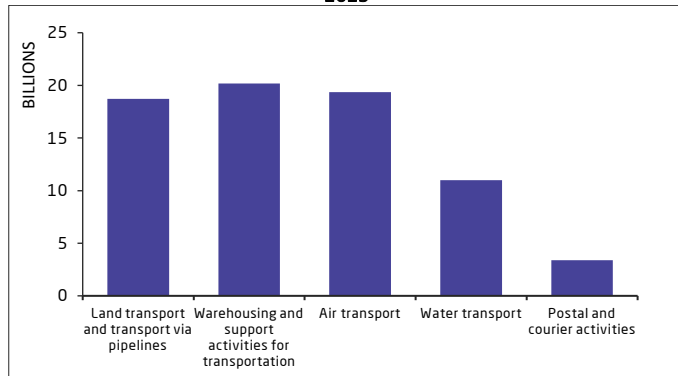
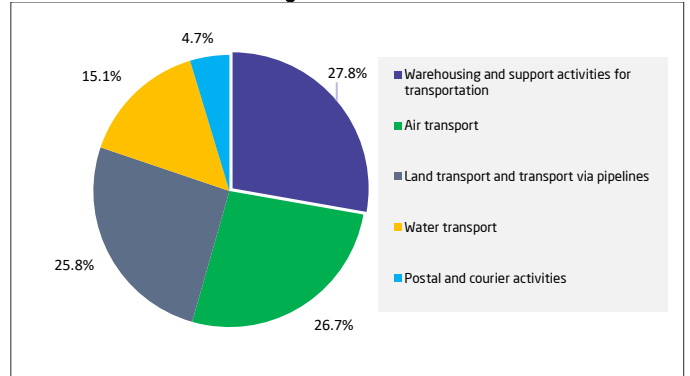


Figure 4: Relative distribution of operating expenditures by transportation and storage activities in 2023



### Employees compensation during 2023

The total value of compensation was approximately 30.1 billion SAR. Both activities, land transport and transport via pipelines and warehousing and support had the highest compensation combined with approximately 21.5 billion SAR constituting around 71.5% of total compensation of the sectors', followed by air transport, water transport and postal and courier activities, those constituted the following percentages and amounts, respectively. 18.7% approximating 5.6 billion SAR, 5.4% approximating 1.6 billion SAR and finally 4.4% approximating 1.3 billion SAR.

Figure 5: Employees compensation by transportation and storage activities during 2023

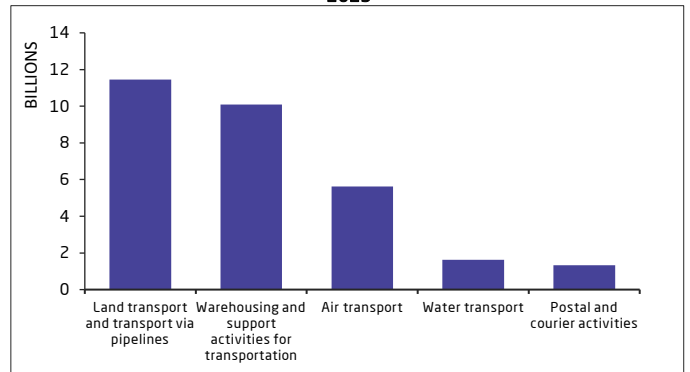
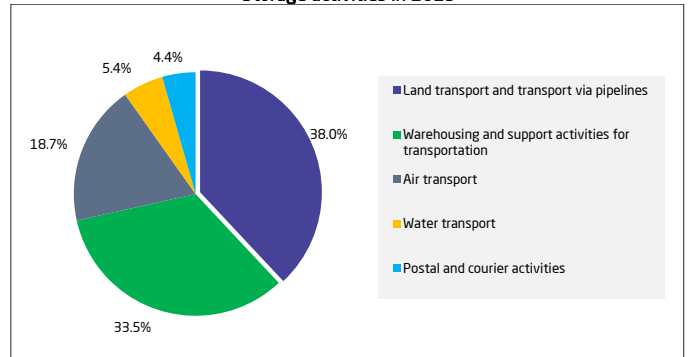


Figure 6: Relative distribution of Total Compensation by Transportation and Storage activities in 2023



### Methodology and Quality

Transportation and storage statistics are among the most prominent economic statistics that provide comprehensive insights into the structure of this activity in the Kingdom. These statistics aim to provide indicators related to operating revenues, operating expenditures, and compensation of employees, in accordance with the International Standard Industrial Classification of All Economic Activities (ISIC4). [Methodology and Quality Report, table](#)