

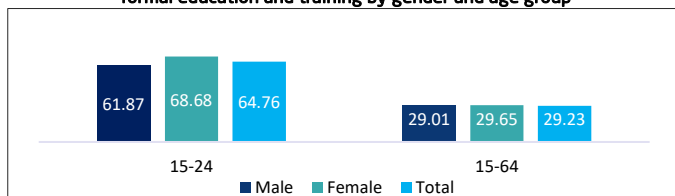
64.76% of youth (15-24 years) participate in formal and non-formal education and training

Acquisition of knowledge and skills is a key pillar in the development of the cognitive capabilities and competencies of population members that enhances their effective participation to grow the society. Education and training are the main formation in developing the knowledge and skills of the population and ensuring its lifelong sustainability. The results of the Adult Skills and Learning Statistics (15 years and above) 2024 showed that the percentage of youth (15-24 years) enrolled in formal and non-formal education and training reached 64.76%.

Status of participation in formal and non-formal education and training

The percentage of population (15-64 years) participating in formal and non-formal education and training reached 29.23%. While the percentage of youth (15-24 years) participated in formal and informal education and training reached 64.76%.

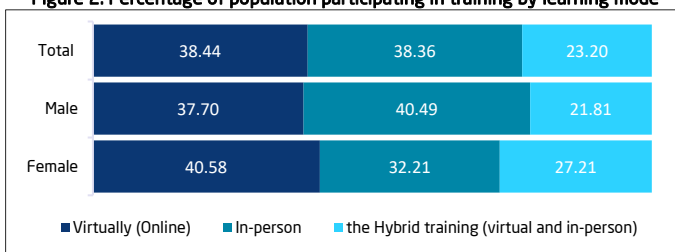
Figure1: Participation of population (15-64 years) participating in formal and non-formal education and training by gender and age group



Population that participate in training by learning mode

The participation of the population (15 years and above) in the in-person mode reached 38.36% while the virtually (online) amounted to 38.44%. The hybrid mode (virtual and in-person) accounted to 23.20%.

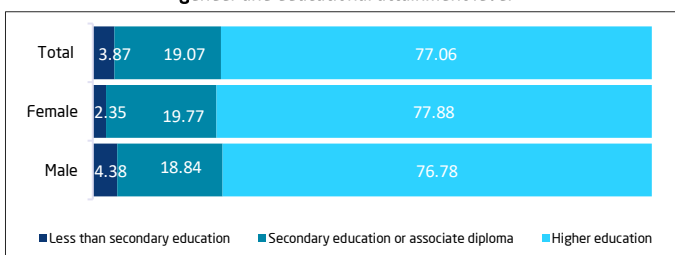
Figure 2: Percentage of population participating in training by learning mode



Participation in training by the educational attainment level

The participation of the population (25 years and above) who attained higher education recorded the highest participation rate in training compared to other groups at 77.06%.

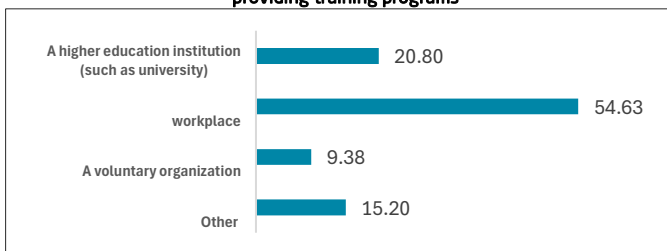
Figure 3: Participation of the population (25 years and above) in training by gender and educational attainment level



Participation in training by entities providing training programs

The percentage of population (15 years and above) participating in training provided by the employer reached 54.63%, a higher education institution (such as universities) 20.8%, and voluntary organization 9.38%.

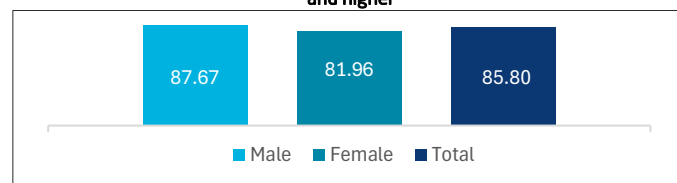
Figure 4: Population (15 years and above) participating in training by entities providing training programs



Educational attainment rate for those who attained intermediate education and higher

Educational attainment rate for population (25 years and above) who attained intermediate education or higher reached 85.80%. For males and females, the percentage reached 87.67% and 81.96%, respectively.

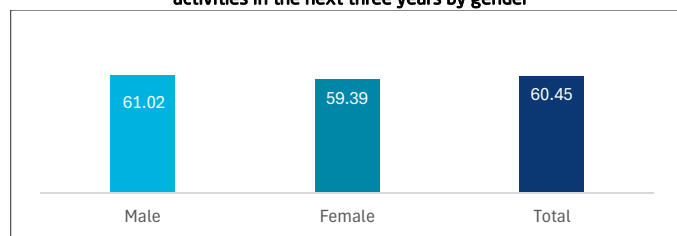
Figure5: Population (25 years and above) who attained intermediate education and higher



Participation in learning activities in next three years

The percentage of population (15 years and above) wishing to participate in learning activities in the next three years was 60.45%.

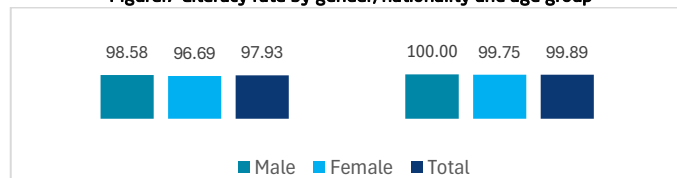
Figure 6: Population (15 years and above) wishing to participate in learning activities in the next three years by gender



Literacy

The literacy rate of the population (15 years and above) reached 97.93%, and the youth (15-24 years) recorded 99.89%.

Figure:7 Literacy rate by gender, nationality and age group



Mean years of schooling

Mean years of schooling for population (25 years and above) recorded 12.28 years.

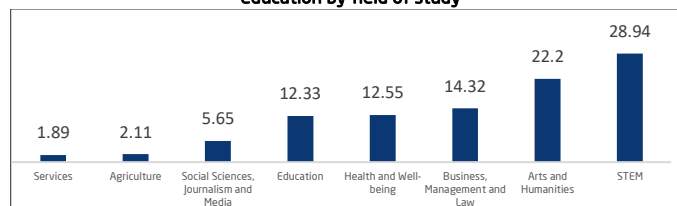
Figure 8: Mean years of schooling by nationality



Higher education by field of study

The percentage of population (25 years and above) with higher education among the population in the field of STEM* reached 28.94%.

Figure 9: Percentage of the population (25 years and above) who attained higher education by field of study



*STEM: a term used to group together the study fields of Science, Technology, Engineering and Mathematics

Methodology and quality

This publication reviews the skills and learning indicators from Adult Skills and Learning Survey for the year 2024, and the population estimates from the General Authority for Statistics for the year 2024. For more details on methodology and quality, click on: [Link](#) , [table](#)