

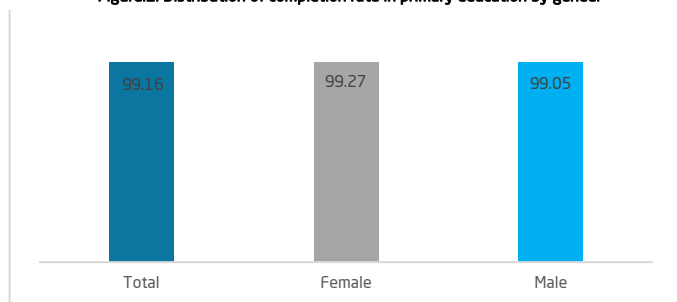
## Completion rate for primary education level (14-16 years) reaches 99.16%

The basic education stages represent the beginning of skill formation and the building of cognitive abilities for the population. They continue throughout the years of compulsory education, contributing to laying the initial foundations for the effective development of human capital and achieving the sustainable development goals sought by the Kingdom in accordance with the targets of Saudi Vision 2030. The results of the education and training survey showed that the completion rate for the primary education level was 99.16% for population (14-16 years).

### Distribution of completion rate in primary education

The completion rate in primary education was 99.16% for population (14-16 years), where the percentage of females and males recorded 99.27% and 99.05%, respectively.

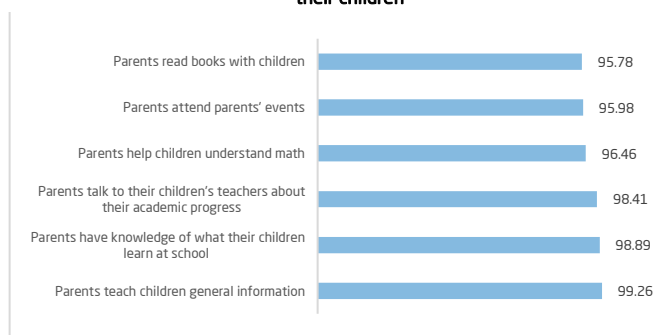
Figure1. Distribution of completion rate in primary education by gender



### Parents participation in following educational path of their children

The percentage of parents teaching their children general information was 99.26%. Meanwhile, the percentage of parents who are aware of what their children learn at school was 98.89%. The percentage of parents attending school events was 95.98%.

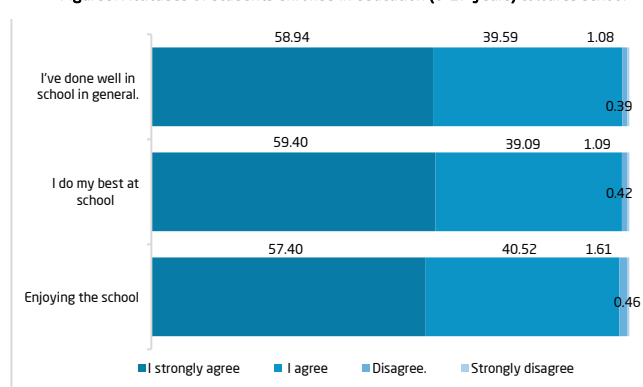
Figure2. Percentage of parents' participation in following the educational path of their children



### Attitudes of students enrolled in education towards school

According to the results of the education and training survey, it was found that 97.93% of students (8-17 years) enjoyed school, 98.49% did their best at school, and 98.53% did well in school in general.

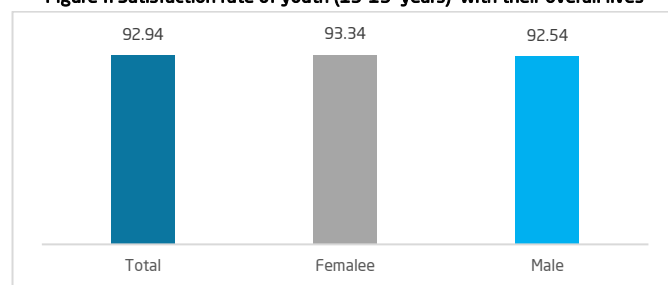
Figure3. Attitudes of students enrolled in education (8-17 years) towards school



### Satisfaction rate of those enrolled in education with their overall life

The results of the education and training survey showed that 92.94% of the youth (15-19 years) enrolled in education are satisfied with their lives in general, where the percentage of females and males reached 93.34%, and 92.54%, respectively, for those who answered from (7-10) on a scale of 10 degrees, where the number (0) indicates that the student does not feel satisfied at all and the number (10) indicates that the student is fully satisfied.

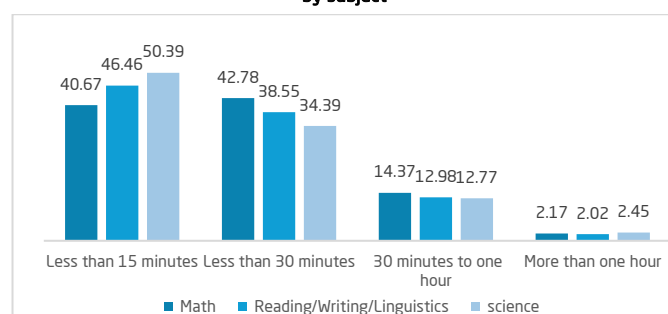
Figure4. Satisfaction rate of youth (15-19 years) with their overall lives



### Time spent doing homework per day

The results of the education and training survey showed that 50.39% of students (11-14 years) took less than 15 minutes to do their science homework, 46.46% in reading/writing/linguistics, and 40.67% in mathematics.

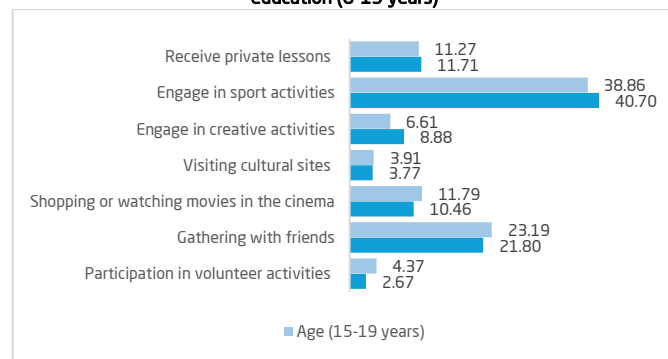
Figure5. Time spent doing homework per day for students aged (11-14 years) by subject



### Key activities practiced by those enrolled in out-of-school education

The results of the education and training survey showed that 23.19% of those enrolled in education (15-19 years) met with friends outside school, and 38.86% of young people practiced sports activities.

Figure6. Key monthly activities practiced by those enrolled in out-of-school education (8-19 years)



### Methodology and quality

This publication reviews the education and training indicators based on the education and training survey for the age group of (8-19 years) for the year 2024, and the population estimates from the General Authority for Statistics for the year 2024. For more details on methodology and quality click on: [Link](#) , [Table](#)