

81.6% of population visit cultural events or activities

Household Culture and Entertainment Survey aims to provide data on individuals aged 15 and above regarding their interests in visiting cultural or entertainment venues. This survey seeks to offer valuable insights for decision-makers and stakeholders in the culture and entertainment sector. The survey results revealed that 81.6% of individuals visited at least one of the cultural events or activity venues, while 85.3% visited at least one of the entertainment events or activities.

65.8% of population visit parks and gardens

The percentage of individuals who visited parks and gardens reached 65.8%, while attendance at national celebrations stood at 40.5%. The least visited cultural activities were literary gatherings and poetry evenings, with a participation percentage of only 2.5%.

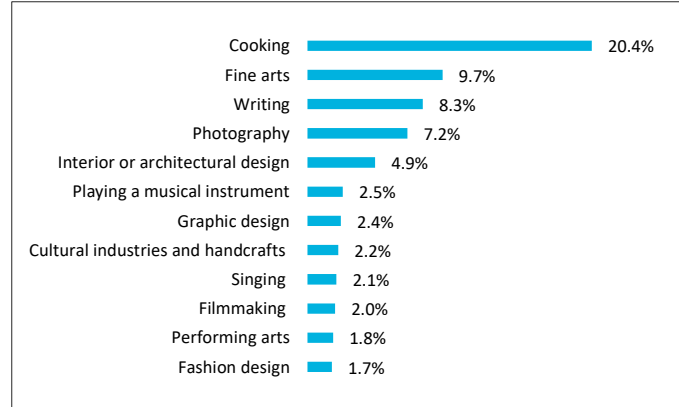
Figure 1: Percentage of individuals who visited cultural events and activity



39.0% of population participate in cultural activities

The survey results indicated that cooking was the most practiced cultural activity among individuals at 20.4%, followed by fine arts at 9.7% while the least practiced cultural activity was fashion design, with a participation percentage of 1.7%.

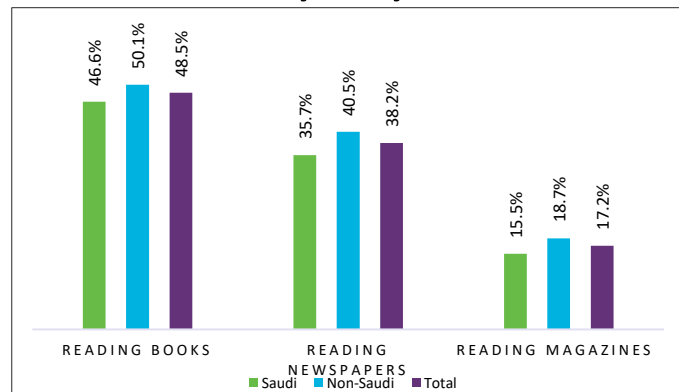
Figure 2: Percentage of individuals who participated in cultural activities



48.5% of population read books

The survey revealed that the percentage of individuals who read books was 48.5%, while the percentage of those who read newspapers was 38.2%, and the percentage of magazine readers was the lowest at 17.2%.

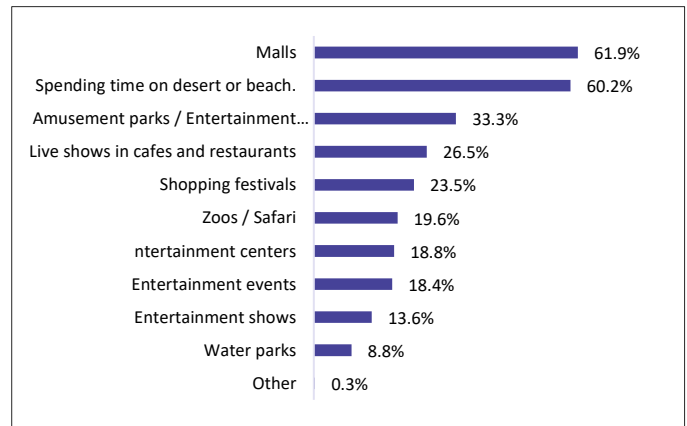
Figure 3: Percentage of individuals who read books, newspapers, and magazines by nationality



61.9% of population visit shopping malls

The survey showed that 61.9% of individuals visited shopping malls, while 60.2% spent time in the desert or at the beach. Water parks were the least visited with a percentage of only 8.8%.

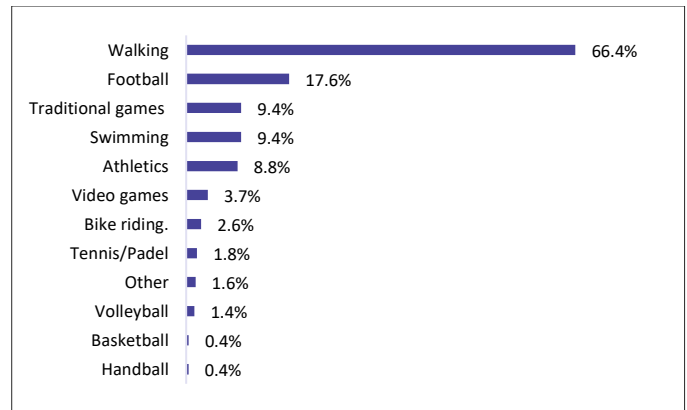
Figure 4: Percentage of individuals who visited entertainment events and activities



86.1% of population participate in entertainment and sports activities in their free time

The survey results indicated that walking was the most popular entertainment and sports activity among individuals with a participation rate of 66.4%, followed by football (soccer) at 17.6%, the least practiced activities are handball and basketball, each with a participation rate of 0.4%.

Figure 5: Percentage of individuals engaged in recreational and sports activities



Source: [Tables](#).

Methodology

The Household Culture and Entertainment Survey presents data on individuals' participation in cultural and entertainment activities and events. These findings are based on the 2024 Household Culture and Entertainment Survey and population estimates from GASTAT. Data was collected through telephone interviews with a selected sample of individuals.

For more details on the methodology, [click the link below](#).