

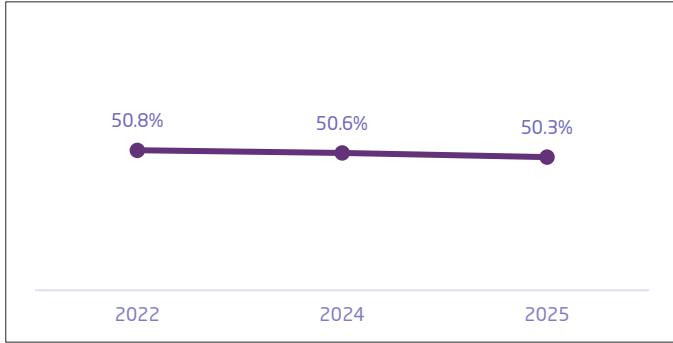
## 4.5 million dwellings occupied by Saudi households in 2025

According to the results of the Population Characteristics Survey 2025, the total number of dwellings occupied by Saudi households reached 4.5 million, reflecting an increase of 118 thousand compared to 2024, a growth rate of 2.7%. Dwellings occupied by Saudi households accounted for 50.3% of the total occupied dwellings, while the average size of a Saudi household stood at 4.8 individuals.

### Saudi households occupy 50.3% of total dwellings in 2025

The percentage of dwellings occupied by Saudi households out of the total occupied dwellings remained stable in 2025, maintaining a stable level of 50%, as shown in figure (1).

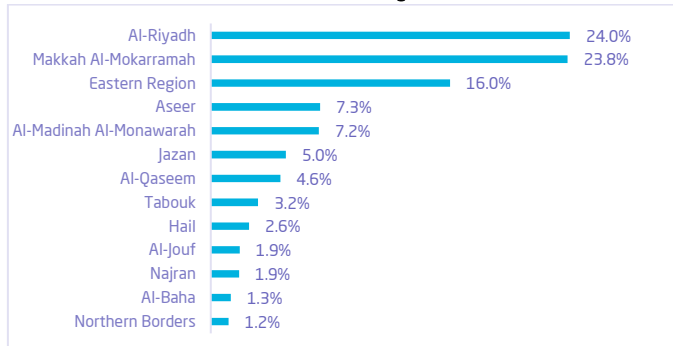
Figure 1. Percentage of dwellings occupied by Saudi households during the period 2022, 2024, and 2025



### Riyadh Region accounts for 24.0% of dwellings occupied by Saudi households

The results indicated that 24.0% of the total dwellings occupied by Saudi households are in Riyadh Region, followed by Makkah Region at 23.8%, as shown in figure (2).

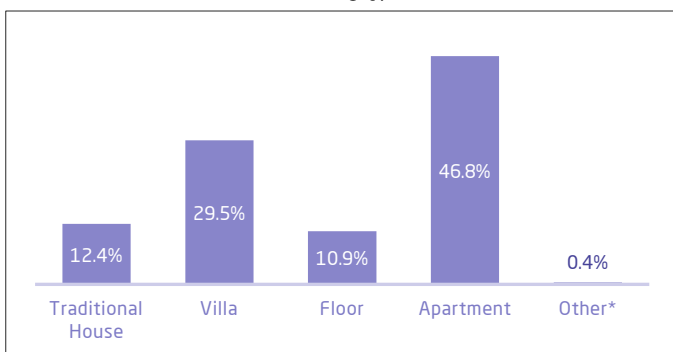
Figure 2. Relative distribution of dwellings occupied by Saudi households by administrative region



### Apartments account for 46.8% of dwellings occupied by Saudi households

The results showed that apartments represented the highest percentage of dwellings occupied by Saudi households, at 46.8%, followed by villas at 29.5%, as shown in figure (3).

Figure 3. Relative distribution of dwellings occupied by Saudi households by dwelling type

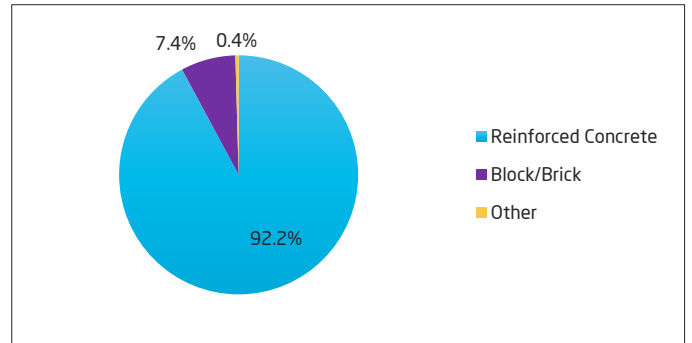


\*Other dwelling types not listed above

### 92.2% of dwellings occupied by Saudi households are made of reinforced concrete

The results indicated that reinforced concrete is the predominant building material for dwellings occupied by Saudi households, accounting for 92.2%, as shown in figure (4).

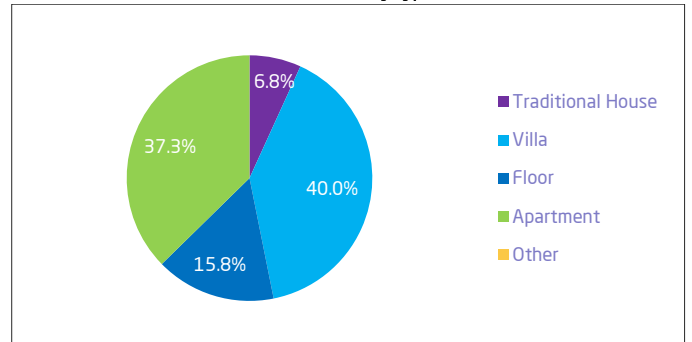
Figure 4. Relative distribution of dwellings occupied by Saudi households by type of building material



### 40.0% of Saudi household individuals reside in villas

The results indicated that 40.0% of individuals in Saudi households reside in villas, followed by those living in apartments at 37.3%, as shown in figure (5).

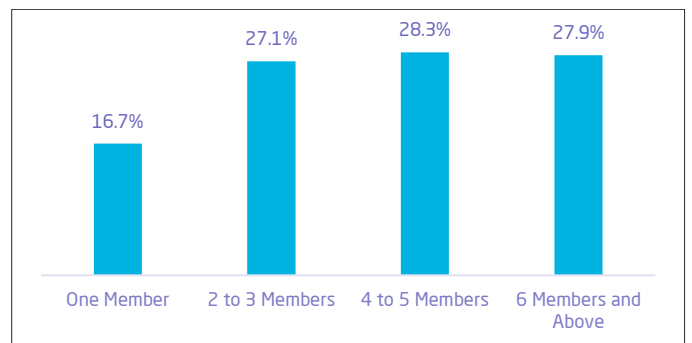
Figure 5. Relative distribution of individuals in dwellings occupied by Saudi households by type



### 4 to 5 members make up the household size for 28.3% of Saudi-occupied dwellings

The results showed that 28.3% of dwellings occupied by Saudi households consist of 4 to 5 members, followed by dwellings with 6 or more members at 27.9%, as shown in figure (6).

Figure 6. Relative distribution of dwellings occupied by Saudi households by household size



### Methodology and quality

This publication presents indicators of dwellings occupied by Saudi households based on the results of the Population Characteristics Survey 2025. For more details on the methodology, please click on: [Methodology and Quality](#), and [Tables](#).