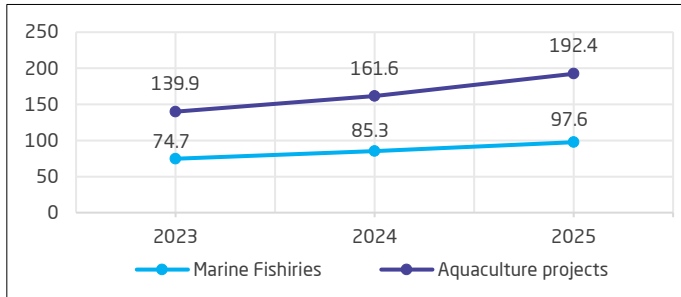


## Production of fisheries increases to 289.9 thousand tons in 2025

The Fisheries and Aquaculture Statistics 2025 showed that the total production reached approximately 289.9 thousand tons, distributed between aquaculture and marine fisheries. Production from aquaculture projects reached 192.4 thousand tons, recording a growth rate of 19% compared to 2024, while the quantity of catch from marine fisheries reached 97.6 thousand tons, an increase of 14.4% compared to 2024 (Figure 1).

Figure 1. Aquaculture projects production and marine fisheries catch (thousand tons)



### Aquaculture projects production

Fisheries and Aquaculture Statistics 2025 indicated that the total fish production from marine water aquaculture projects reached 114.6 thousand tons, while production from inland water projects reached 77.8 thousand tons. By species, shrimp recorded the highest production from aquaculture projects at 86.8 thousand tons, followed by tilapia with 71.2 thousand tons, and seabass with 18.8 thousand tons (Figures 2 and 3).

Figure 2. Production in aquaculture projects by project type for 2025 (%)

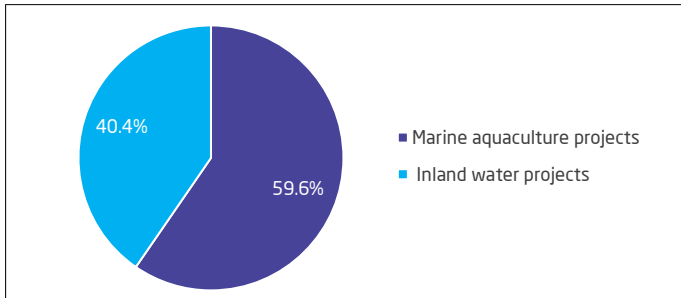
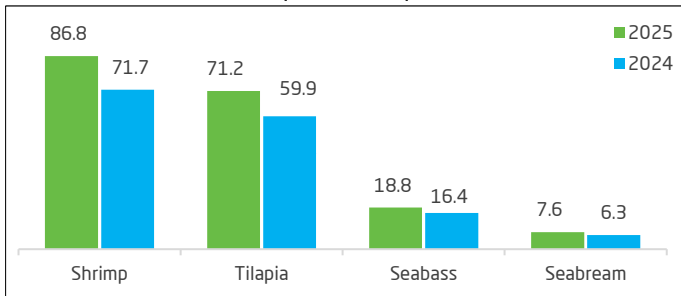


Figure 3. Production quantity from aquaculture projects for major species (thousand tons)



### Marine fisheries catch

Fisheries and Aquaculture Statistics 2025 showed that the total catch from marine fisheries in the Kingdom reached 97.6 thousand tons. The Arabian Gulf recorded the highest catch quantity, totaling 61.4 thousand tons, while the total catch from the Red Sea reached 36.2 thousand tons. The statistics also showed that the quantity of shrimp catch from marine fisheries reached 17.9 thousand tons, with the largest share recorded in the Arabian Gulf fisheries, where the catch amounted to 16.8 thousand tons, representing 93.9% of the Kingdom's total shrimp catch during 2025 (Figures 4 and 5).

Figure 4. Quantity of catch from marine fisheries (thousand tons)

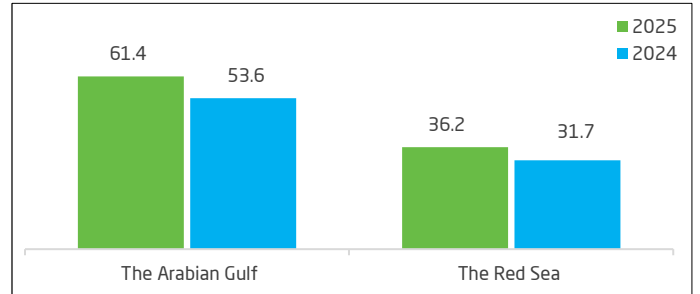
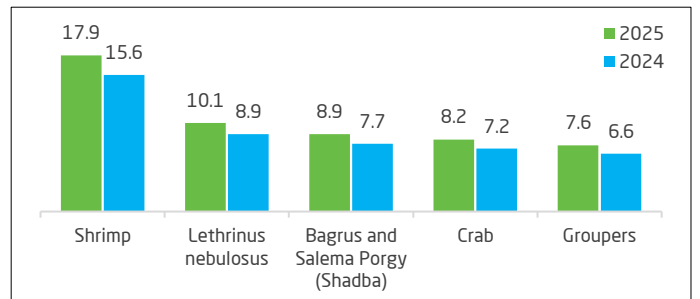


Figure 5. Quantity of catch from marine fisheries for major species (thousand tons)



### Marine product imports and exports

The total imports of marine products reached approximately 180.3 thousand tons in 2025. Conversely, the data showed that exports of marine products reached 49.4 thousand tons.

#### Key indicators

Aquaculture indicators	Unit	2024	2025
Total production from aquaculture projects	Thousand tons	161.6	192.4
Total shrimp production from aquaculture projects	Thousand tons	71.7	86.8
Marine fisheries indicators			
Total catch from marine fisheries	Thousand tons	85.3	97.6
Total shrimp catch	Thousand tons	15.6	17.9
Imports and exports indicators			
Total imports of marine products	Thousand tons	180.0	180.3
Total exports of marine products	Thousand tons	46.7	49.4

### Methodology and quality

The Fisheries and Aquaculture Statistics Publication is based on data covering key indicators of the fisheries sector in the Kingdom of Saudi Arabia, including quantities of catch from marine fisheries and production from aquaculture projects. It was prepared using administrative records provided by the Ministry of Environment, Water and Agriculture and the Agricultural Development Fund. [Methodology and quality table](#)