

Exports and imports at the Kingdom's ports exceed 331 million tons in 2024

The Maritime Transport Statistics Publication 2024 revealed that the total quantity of outbound and inbound cargo through the Kingdom's ports exceeded 331 million tons. Outbound cargo reached 222.4 million tons, a 9.3% increase compared to 2023. Inbound cargo totaled approximately 108.9 million tons, marking a 3.6% increase from 2023. King Fahad Industrial Port in Yanbu topped the list for exports, handling 114 million tons, which represents 51% of total exports. Meanwhile, King Abdulaziz Port in Dammam was the leading port for inbound cargo, receiving a total of 38 million tons, or about 35% of all imports. (Figure1)

Cargo handled at the Kingdom's ports

Maritime Transport Statistics for 2024 indicate that the total quantity of cargo handled exceeded 334 million tons. King Fahad Industrial Port in Yanbu ranked as the top port in terms of cargo handled by weight, accounting for 39.7%, while King Abdulaziz Port in Dammam ranked first in handling standard containers, with a share of 51.1%. Liquid bulk cargo also topped the list of handled goods, with a total exceeding 177 million tons. (Figure2)

Transshipment cargo at the Kingdom's ports

Data showed that the total quantity of transshipment cargo at the Kingdom's ports in 2024 exceeded 21 million tons, consisting of 10.4 million tons unloaded and nearly 11 million tons loaded, amounting to approximately 2 million standard containers in total. (Figure3)

Ship traffic at the Kingdom's ports

The 2024 statistics revealed that a total of 8,693 ships arrived at the Kingdom's ports. Jeddah Islamic Port received the highest number with 3,805 ships, followed by King Abdulaziz Port in Dammam with 1,980 ships. NEOM Port ranked third with 951 ships, while King Fahad Industrial Port in Yanbu came fourth with 554 ships.

Inbound and outbound container traffic at the Kingdom's ports

Data showed that the total number of inbound and outbound containers handled at the Kingdom's ports in 2024 exceeded 2.5 million, including 1.3 million outbound containers and more than 1.2 million inbound containers. Of these, 20-foot containers accounted for over 1.3 million, while 40-foot containers exceeded more than 1.1 million, and about 1.4 thousand containers of other sizes. (Figure4)

Loaded and unloaded cargo at the Kingdom's ports

According to statistics, the total quantity of loaded and unloaded cargo at the Kingdom's ports in 2024 exceeded 334.5 million tons, with approximately 110.5 million tons unloaded and about 224.1 million tons loaded. King Fahad Industrial Port in Yanbu ranked first in terms of total cargo handled by weight, representing 39.8%, followed by King Fahad Industrial Port in Jubail with 19.0% and King Abdulaziz Port in Dammam at 15.5%. Jeddah Islamic Port accounted for 14.1%, while the remaining 11.6% was distributed among the other ports in the Kingdom. (Figure5)

Passenger traffic at the Kingdom's ports

Results indicated that the total number of passengers arriving and departing through the Kingdom's ports in 2024 reached approximately 912.8 thousand, marking a 19.6% decrease compared to 2023. Jazan Port recorded the highest passenger traffic with over 485.1 thousand passengers, followed by Jeddah Islamic Port with about 217.6 thousand passengers and NEOM Port with more than 205.1 thousand passengers.

Key indicators of maritime transport

Main Indicators	2024	Unit
Outbound cargo volume	222.4	Million tons
Inbound cargo volume	108.9	Million tons
Number of outbound containers	1.3	Million containers
Number of inbound containers	1.2	Million containers
Number of arriving passengers	479.8	Thousand passengers
Number of departing passengers	433.0	Thousand passengers

Methodology and quality report

The Maritime Transport Statistics Publication is an annual publication that provides a comprehensive set of statistics, serving as a reliable foundation for conducting studies and research in the field of maritime transport. It offers insights into passenger traffic arriving and departing through Saudi ports, the volume of cargo unloaded and loaded at the Kingdom's ports, and ship traffic across these ports. The publication is based on administrative data from the Saudi Ports Authority, the Economic Cities and Special Zones Authority, NEOM Company, and the Royal Commission for Jubail and Yanbu.

[Methodology and quality report, tables.](#)

Figure1. Outbound and inbound cargo volume at the Kingdom's ports in 2024 (million tons)

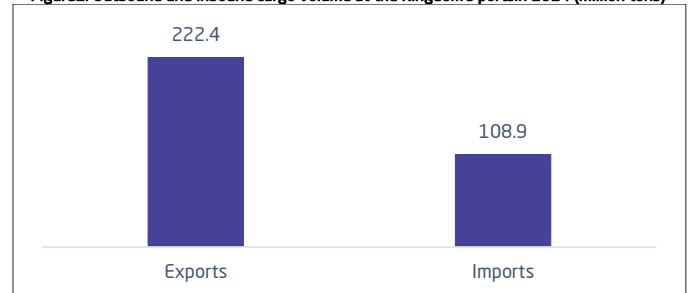


Figure2. Cargo handled by type at the Kingdom's ports in 2024 (thousand tons)

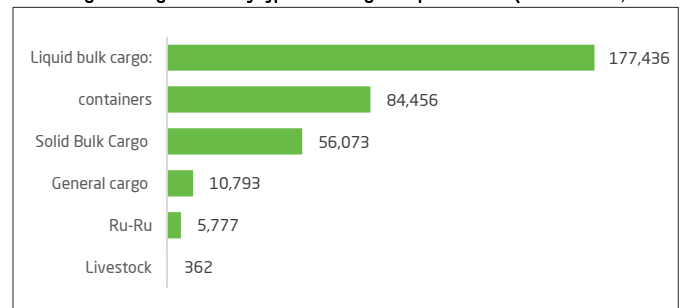


Figure3. Quantity of loaded and unloaded transshipment cargo at the Kingdom's ports in 2024 (thousand tons)

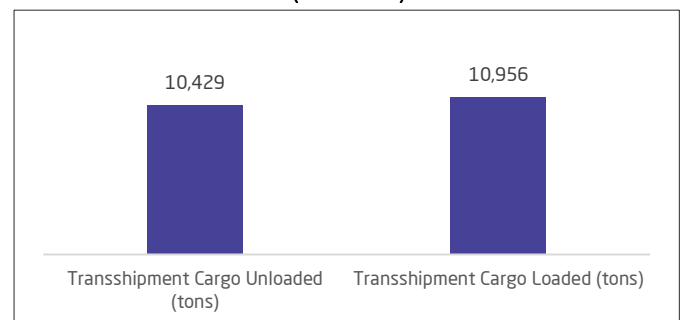


Figure4. Inbound and outbound container traffic at the Kingdom's ports in 2024 (thousand containers)

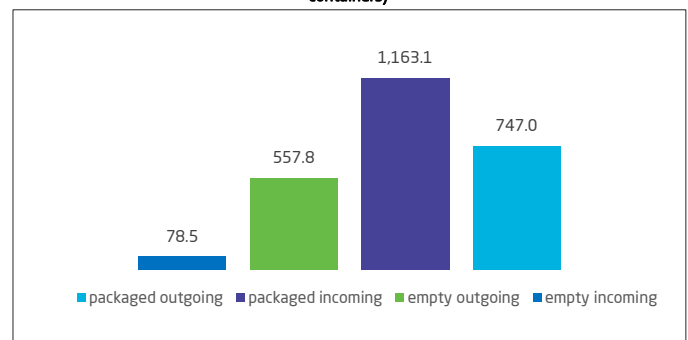


Figure5. Percentage of loaded and unloaded cargo at the Kingdom's ports by weight in 2024

