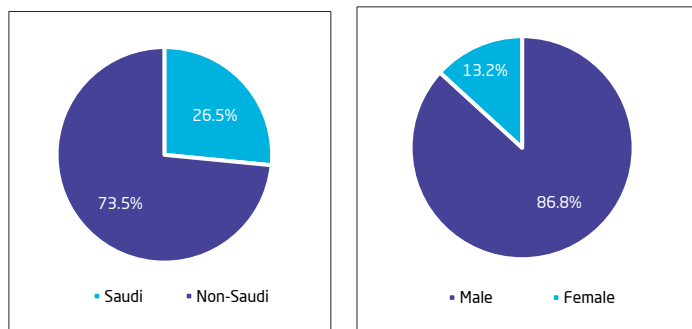


## Number of employees in tourism activities exceeds 912 thousand during Q2 of 2023

The total number of employees in tourism activities reached 912,197 during Q2 of 2023. The number of Saudi employees reached 242,113, with a participation rate of 26.5%. Meanwhile, the number of non-Saudi employees reached 670,084, with a participation rate of 73.5% of the total employees in tourism activities. On the other hand, the number of male employees in tourism activities reached 792,032, with a participation rate of 86.8% of the total, while the number of female employees in tourism activities was 120,165, with a participation rate of 13.2% of the total employees in tourism activities during Q2 of 2023 (Figure1).

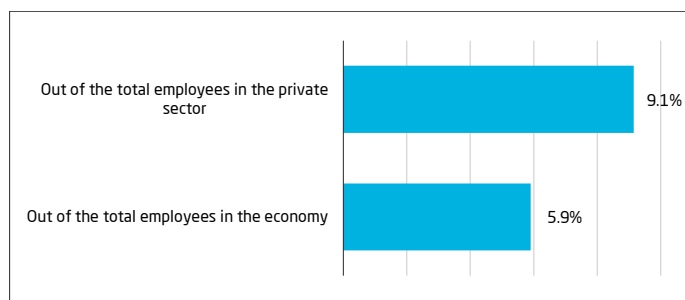
Figure1. Percentage of employees in tourism activities by sex and nationality Q2 of 2023



### Contribution of employees in tourism activities

The percentage of employees in tourism activities was 5.9% of the total employees in the economy during Q2 of 2023. The percentage of employees in tourism activities was 9.1% of the total employees in the private sector. (Figure2).

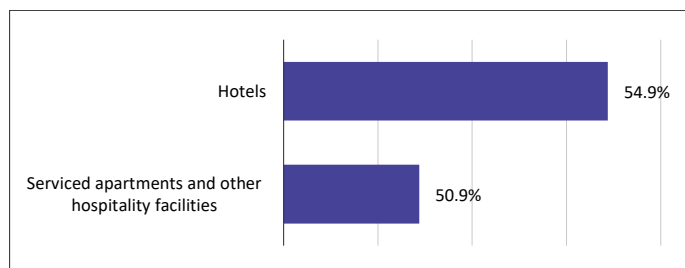
Figure2. Contribution of employees in tourism activities (%) Q2 of 2023



### Room occupancy rate in tourist hospitality facilities

The hotel room occupancy rate was approximately 54.9% during Q2 of 2023. On the other hand, the room occupancy rate in serviced apartments and other hospitality facilities was 50.9% during Q2 of 2023. (Figure3).

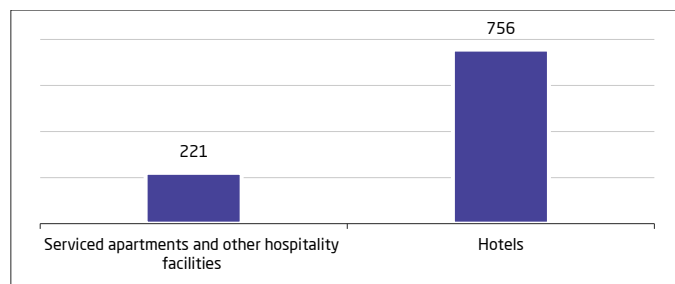
Figure3. Room occupancy rate by facility type (%) Q2 of 2023



### Average daily rate for a room in tourist hospitality facilities

The average daily room rate in hotels was approximately 756 SAR during Q2 of 2023. On the other hand, the average daily room rate in serviced apartments and other hospitality facilities was approximately 221 SAR during the same quarter. (Figure4).

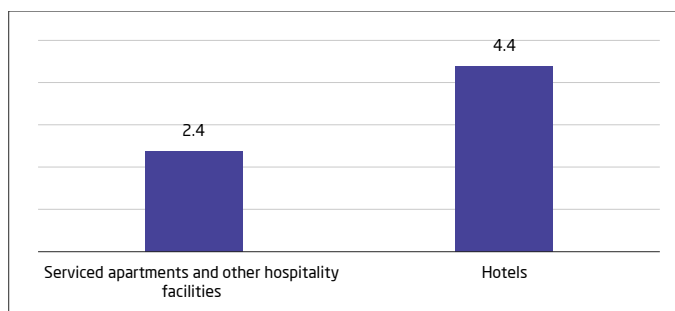
Figure4. Average daily room rate by facility type (SAR) Q2 of 2023



### Average length of stay for guests in tourist hospitality facilities

Average length of stay for guests in hotels was 4.4 nights during Q2 of 2023. On the other hand, the average length of stay for guests in serviced apartments and other hospitality facilities was approximately 2.4 nights during the same quarter. (Figure5).

Figure5. Average length of stay by facility type (night) Q2 of 2023



### Key indicators of the tourism sector in the Kingdom

Indicators	Unit	Q2 of 2023
Total number of employees in tourism activities	Number	912197
Female employees as a percentage of the total employees in tourism activities	Percentage	13.2
Contribution of employees in tourism activities to the total employees in the private sector.	Percentage	9.1
Contribution of employees in tourism activities to the total employees in the economy.	Percentage	5.9
Room occupancy rate in serviced apartments and other hospitality facilities	Percentage	50.9
Room occupancy rate in hotels	Percentage	54.9

### Methodology and Quality

The data for the tourism establishments statistics for Q2 of 2023 are based on several sources to provide comprehensive information about tourism activities in the Kingdom of Saudi Arabia. These sources include administrative record data, statistical surveys, and secondary data. For more details, please see [the Methodology and Quality Report](#) , [Table](#)