

Umrah performers exceed 15 million in Q1 of 2025

The total number of Umrah performers reached 15,222,497 in Q1 of 2025. Males accounted for approximately 60.5%, while females represented about 39.5% of the total number of Umrah performers. Saudi Umrah performers made up 24% of the total number of Umrah performers.

External Umrah performers by sex

Total number of external Umrah performers reached 6,523,630 in Q1 of 2025, marking an increase of 10.7% compared to Q1 of 2024, with 3,229,722 being males 49.5%, while 3,293,908 being females 50.5% of the total external Umrah performers during Q1 of 2025. (Figure1)

External Umrah performers by entry points

Results indicated that 82.2% of external Umrah performers entered through airports, while 17.5% arrived via land ports, and only 0.3% arrived through seaports, out of the total external Umrah performers in Q1 of 2025. (Figure2)

Internal Umrah performers by sex and nationality

The total number of internal Umrah performers reached approximately 8,698,867 during Q1 of 2025, with 3,656,550 being Saudis, accounting for 42%, and 5,042,317 were non-Saudis, representing 58% of the total internal Umrah performers during Q1 of 2025. The number of male internal Umrah performers was approximately 5,977,249 with 68.7%, while females numbered around 2,721,618, making up 31.3% of the total internal performers in Q1 of 2025. (Figure3)

Internal Umrah performers by type of accommodation

Among internal Umrah performers during Q1 of 2025, those staying in hotels accounted for the highest percentage at 43%, followed by those staying in hotel apartments at 32.6%. The lowest percentage was among those staying in villa hotels, representing only 0.2%.

Patterns for internal Umrah performers in relation to the composition of accompanying groups

59.9% of internal Umrah performers performed Umrah with their families, followed by 30.4% who performed it individually, while those who performed Umrah with friends represented the lowest share at 9.7% of all internal Umrah performers in Q1 of 2025.

Internal Umrah performers by administrative region

Makkah region recorded the highest number of internal Umrah performers during Q1 of 2025, totaling 3,793,455 performers, or 43.6% of total internal Umrah performers. Followed by Riyadh Region with 1,652,537 performers with 19%. Northern Borders Region recorded the lowest number, with 40,413 performers, representing 0.5% of total internal Umrah performers.

Internal Umrah performers by frequency

The number of internal Umrah performers who performed Umrah once reached 8,431,079, with 68.4% being males and 31.6% were females. Meanwhile, the number of internal Umrah performers who performed Umrah more than once including those who performed it twice, three times, or more amounted to 264,280, representing 3% of the total domestic Umrah performers during the first quarter of 2025.

External and internal Umrah performers by month

January recorded the highest of external Umrah performers in the 1st quarter, accounting for 36.5% with 2,377,918 performers. In contrast, March recorded the lowest number in terms of external Umrah performers, with 1,977,048 performers. On the other hand, March had the highest number of internal Umrah performers, with 7,044,620 performers, representing 80.9% of the total internal Umrah performers in Q1 of 2025. January recorded the lowest number, with 683,435 internal performers.

External and internal umrah performers by age group

Among external Umrah performers, the age group (55-64) years accounted for the largest share during Q1 of 2025 with 18.1%, while the age groups (0-14) and (15-24) years made up the lowest share, with each representing 9.1%. As for internal Umrah performers, the age group (25-34) years recorded the highest share, making up 26.4% in Q1 of 2025. The (65 years and above) age group represented the lowest share among internal Umrah performers, with 3%.

External and internal visitors to Medina

According to administrative records, the total number of external visitors to Medina was 4,412,689 during Q1 of 2025. The percentage of males reached 47.9%, and the percentage of females reached 52.1% of the total visitors to external Medina. The results of statistical surveys showed that the total number of internal visitors to Medina for religious purposes was 2,040,007 during Q1 of 2025, where the percentage of males reached 70.6% and the percentage of females reached 29.4%. The number of Saudi visitors reached 802,482, equivalent to 39.3%, while the number of non-Saudi visitors reached 1,237,525, equivalent to 60.7% of the total internal visitors to Medina for religious purposes. (Figure 4)

Figure1. Distribution of external Umrah performers by sex (%) Q1 of 2025

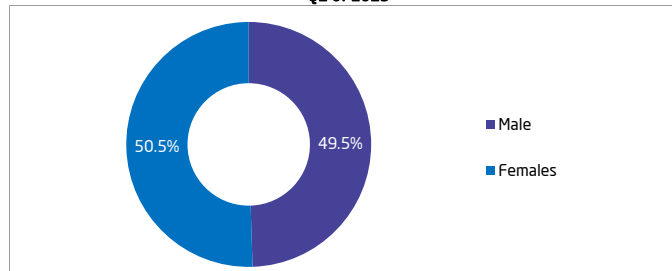


Figure2. Distribution of external Umrah performers by entry points (%) Q1 of 2025

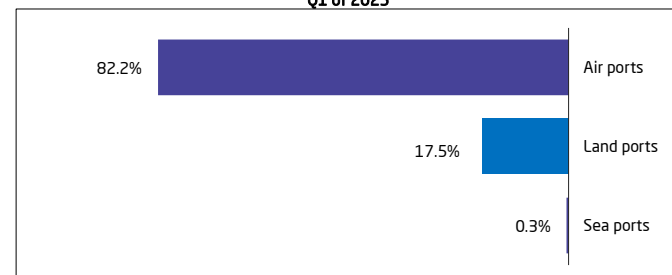


Figure3. Distribution of internal Umrah performers by sex and nationality (Number in thousands - Q1 of 2025)

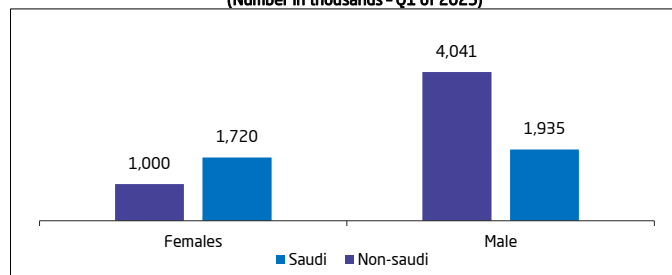
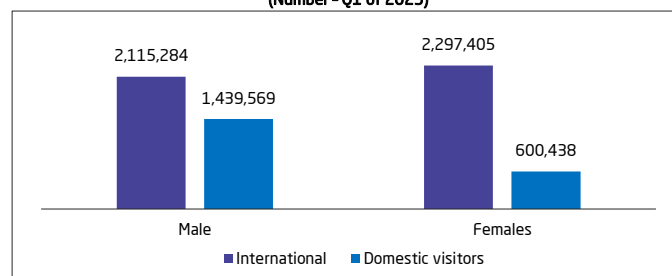


Figure4. Distribution of visitors to Medina by sex and nationality (Number - Q1 of 2025)



Key Umrah Indicators

Indicators	Unit	Q1 OF 2025
Number of external Umrah performers	Number	6,523,630
Number of internal Umrah performers		8,698,867
Total number of Umrah performers		15,222,497
External visitors to Medina		4,412,689
Internal visitors to Medina for religious purposes		2,040,007
Total visitors to Medina		6,452,696

Source: [Tables](#).

Methodology and Quality

Umrah statistics for Q1 of 2025 present the numbers and percentages of Umrah performers and external and internal visitors to Madinah, based on multiple sources, including statistical surveys, administrative records, and approved statistical models. For more detailed information, please refer to the [Methodology and Quality Report](#).