

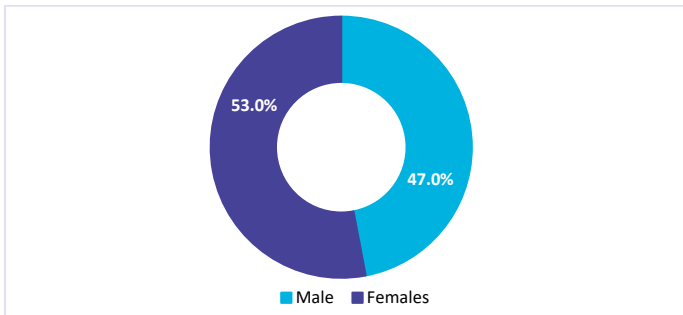
Number of Umrah performers exceeds 11.2 million during Q4 of 2025

Statistics showed that the total number of Umrah performers during Q4 of 2025 reached 11,291,326, including 6,413,707 males, representing 56.8% of the total, and 4,877,619 females, representing 43.2%. External Umrah performers reached 5,701,525, while internal Umrah performers totaled 5,589,801.

External Umrah performers by sex

Statistics showed that the total number of external Umrah performers during Q4 of 2025 reached 5,701,525. Male performers accounted for 2,680,287, representing 47% of the total number of external Umrah performers, while female performers reached 3,021,238, representing 53% (Figure 1)

Figure 1. Distribution of external Umrah performers by sex



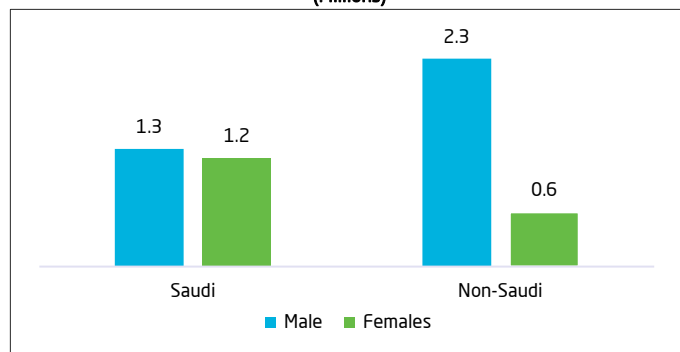
External Umrah performers by entry ports

Statistics showed that the number of external Umrah performers arriving through air ports reached 4,976,861, while 699,577 arrived through road ports, and 25,087 arrived through sea ports.

Internal Umrah performers by sex and nationality

Statistics showed that the total number of internal Umrah performers during Q4 of 2025 reached 5,589,801. Saudi Umrah performers totaled 2,616,871, representing 46.8% of the total number of internal Umrah performers, while non-Saudi performers reached 2,972,930, accounting for 53.2%. The results also indicated that the number of male internal Umrah performers totaled approximately 3,733,420, representing 66.8% of the total, while female performers reached approximately 1,856,381, accounting for 33.2% (Figure 2)

Figure 2. Distribution of internal Umrah performers by sex and nationality (Millions)



Patterns of internal Umrah performers by accompanying groups

Statistics showed that 72% of domestic Umrah performers performed Umrah with friends, representing the highest proportion of all domestic Umrah performers during the fourth quarter of 2025. This was followed by those who performed Umrah individually, accounting for 21%, while those who performed Umrah with their families represented the lowest proportion at 7%.

Internal Umrah performers by administrative region

Makkah Region accounted for the highest share of internal Umrah performers during Q4 of 2025, totaling 2,002,701, representing 35.8% of the total number of internal Umrah performers. Riyadh Region reached 1,146,451 Umrah performers, accounting for 20.5% of the total. In contrast, Northern Borders Region recorded the lowest share, representing 0.5% of the total number of internal Umrah performers during Q4 of 2025.

Internal Umrah performers by frequency

Number of internal Umrah performers who performed Umrah once reached 5,425,946, with males accounting for 66.7% of the total and females representing 33.3%. Meanwhile, the number of internal Umrah performers who performed Umrah more than once during Q4 of 2025 reached 163,855, representing 2.9% of the total number of internal Umrah performers during the same period.

External and internal Umrah performers by month

Statistics showed that December recorded the highest number of external Umrah performers during Q4 of 2025, accounting for 37.6% of the total number of external Umrah performers, with 2,142,252 performers. In contrast, October recorded the lowest number of external Umrah performers, totaling 1,689,704. Regarding internal Umrah performers, statistics indicated that November recorded the highest number during Q4, with 2,059,838 performers, representing 36.8% of the total number of internal Umrah performers during the same period. Meanwhile, December recorded the lowest number of internal Umrah performers, totaling 1,614,409.

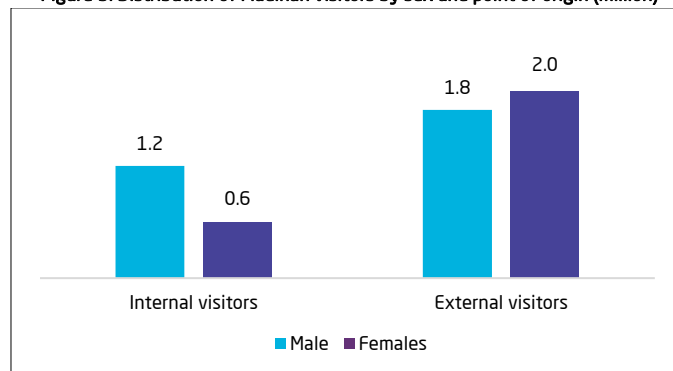
External and internal Umrah performers by age group

External Umrah performers aged 55-64 years recorded the highest share of the total distribution, representing 18.9%. On the other hand, internal Umrah performers aged 25-34 years recorded the highest share among internal Umrah performers during Q4 of 2025, accounting for 26.6% of the total. Meanwhile, internal Umrah performers aged 65 years and above recorded the lowest share, at 2.8% of the total.

External and internal visitors to Madinah

Statistics showed that the total number of external visitors to Madinah during Q4 of 2025 reached 3,846,284, with males accounting for 47.9% of the total and females representing 52.1%. During the same period, the total number of internal visitors to Madinah for religious purposes reached 1,876,300, including 1,006,768 Saudi visitors, representing 53.7% of the total internal visitors, while non-Saudi internal visitors reached 869,532, accounting for 46.3%. The results also showed that males represented 65.8% of internal visitors, compared to 34.2% for females. (Figure 3)

Figure 3. Distribution of Madinah visitors by sex and point of origin (million)



Key indicators for Umrah and visitation for Q4 2025

Indicators	Unit	Q4 OF 2025
Number of external Umrah performers	(In Millions)	5.7
Number of internal Umrah performers		5.6
Total number of Umrah performers		11.3
External visitors to Madinah		3.8
Internal visitors to Madinah for religious purposes		1.9
Total visitors to Madinah		5.7

Source: [Tables](#).

Methodology and quality

Umrah statistics for Q4 of 2025 present the numbers and percentages of Umrah performers and external and internal visitors to Madinah, based on multiple statistical sources, including statistical surveys and administrative data. For more detailed information, please refer to [the Methodology and Quality](#)