



Saudi Youth Statistics

Report 2023

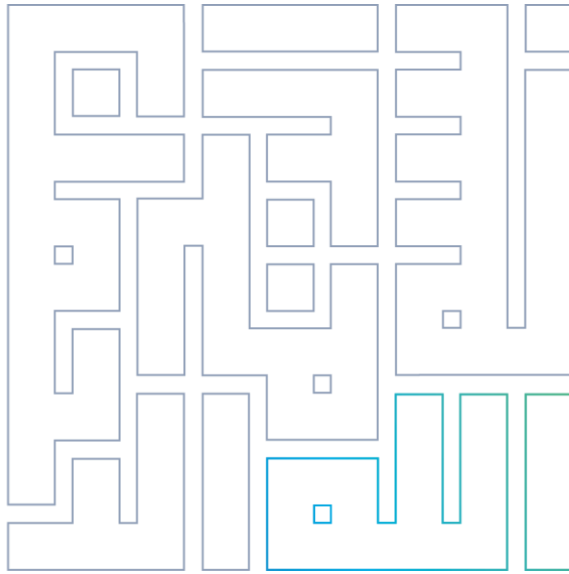


Table of Contents

03	Introduction
04	Sources
05	Terminology
06	Demographic Characteristics of Youth
10	Youth Health and Sports
13	Youth Education and Culture
16	Youth and Labor Market
20	Youth and Technology Usage
21	Youth and Property Ownership
23	Conclusion

Introduction

“Our youth are conscious, strong, educated, creative, and possess high values”

The Kingdom of Saudi Arabia, in its Vision 2030, emphasized investing in human resources and the great expectations from Saudi youth in the country's development and their pivotal role in achieving the Vision's objectives. Stemming from the General Authority for Statistics' (GASTAT) mission to provide updated statistical products and services with added value characterized by accuracy, comprehensiveness, and credibility that meet the requirements of international, regional, and local organizations and the requirements of Saudi Vision 2030. In accordance with the best international standards and leading practices in developing the statistical sector to support decision-making, and to achieve GASTAT's vision of being the most distinguished and innovative statistical reference supporting economic and social development in the Kingdom of Saudi Arabia. GASTAT is pleased to present in this report the latest data and statistics related to Saudi youth in the age group (15-34 years), with the aim of better understanding their characteristics, achievements, and aspirations through analyzing this data, and highlighting the pivotal role that youth play in building a prosperous future for the Kingdom and contributing to achieving its Vision's objectives. This age period is distinguished as a sensitive stage and an essential part of the human life course. It is a transitional phase for completing graduation from education and transitioning to become part of the workforce, then assuming responsibility, and integrating into society and its institutions as an active member who positively contributes to social life and decision-making.

This report, supported by figures and charts, presents the reality of Saudi youth and their growing achievements, while highlighting their roles in developing various educational, economic, social, and cultural fields.

Sources

1. Census 2022 - General Authority for Statistics
2. Mid-year Population Estimates 2023 - General Authority for Statistics
3. Labor Market Statistics Survey (2022-2023) - General Authority for Statistics
4. Household Culture and Entertainment Survey 2023 - General Authority for Statistics
5. Household Sports Practice Survey 2021 - General Authority for Statistics
6. Information and Communication Technology Access and Usage Survey for Households and Individuals 2021 - General Authority for Statistics
7. Ministry of Human Resources and Social Development
8. Ministry of Municipalities and Housing
9. Ministry of Commerce
10. Ministry of Health
11. Ministry of Education
12. Council of Health Insurance
13. Ministerial Committee for Traffic Safety
14. King Abdulaziz and His Companions Foundation for Giftedness and Creativity (Mawhiba)

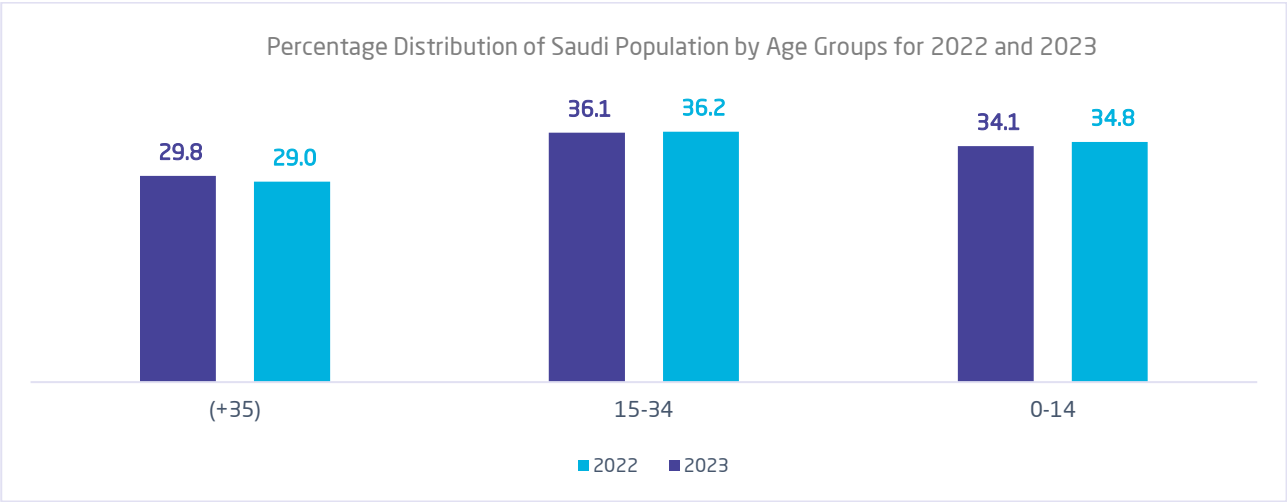
Terminology

Population	All individuals residing regularly in the Kingdom at the time of conducting the census or survey, including Saudi and non-Saudi nationals
Age Group	A segment of the population within a specific age range
Youth	Individuals aged between (15-34 years)
Gender	The individual's gender, being male or female
Head of Household	The person whom the family considers as its head and is not less than 15 years old
Age-Specific Fertility Rate	The ratio of annual births to women in a specific age or age group to the number of women in the same age or age group in the same year
Unemployment Rate	An indicator measuring the participation of working-age population (15 years and above) in the labor force as unemployed
Gifted Student	A student who has unusual aptitude, ability, or distinguished performance compared to his peers
Physical Activity	Physical effort to move and flex body muscles that causes acceleration in heart rate and breathing
Labor Force	All individuals who contribute or wish to contribute to the production of goods and services
Labor Market	Includes all activities performed by individuals to produce goods or provide services for use
Cultural Activities	Activities performed by community members including festivals, celebrations, and others that embody cultural and social expression
Recreational Activities	Activities intended for entertainment, recreation, amusement, or leisure such as reading, walking, practicing traditional games, and other recreational activities

1.Demographic Characteristics of Youth

1.1. Percentage Distribution of Saudi Population by Age Groups

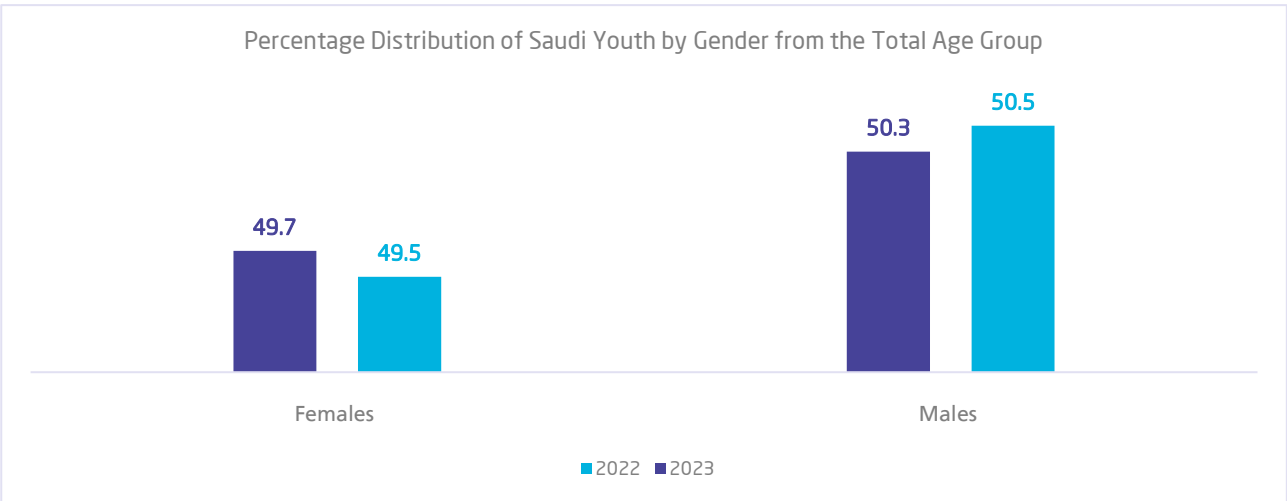
Saudi population under the age of 35 represents the highest proportion among age groups. According to the 2022 Census and mid-year estimates for 2023, this group represents approximately 71% of the total Saudi population, indicating that Saudi society is young and vibrant, which is considered a positive indicator of Saudi society’s ability to grow and develop.



Source: Census 2022 and Estimates 2023

1.2. Percentage Distribution of Saudi Youth by Gender

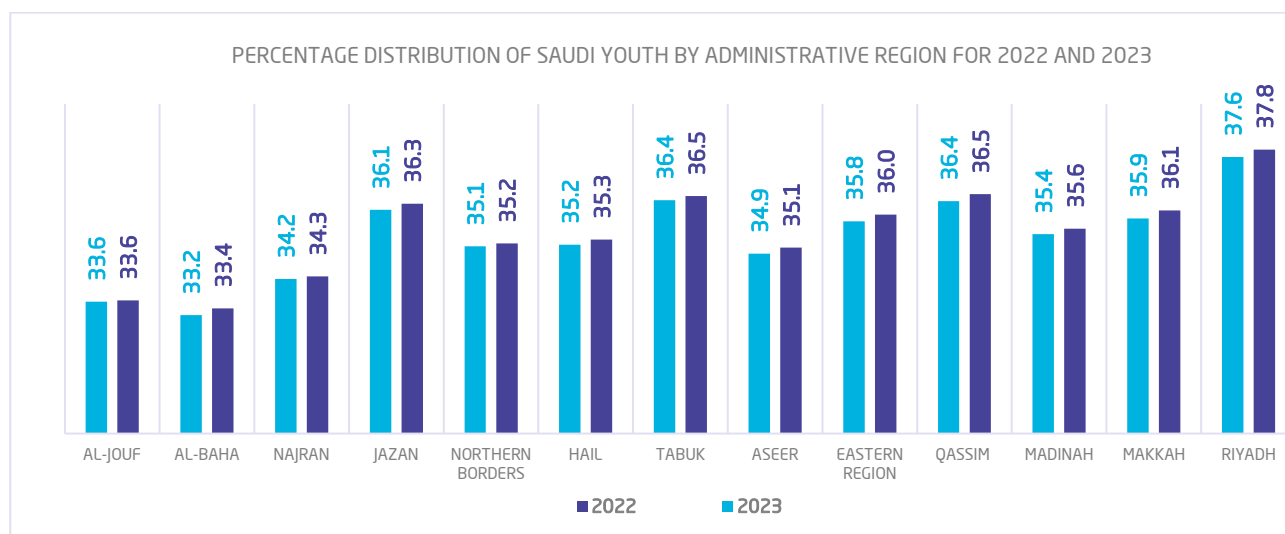
The 2022 Census data and population estimates for 2023 showed that male and female ratios are close for the youth category, with males representing 50.5% and 50.3% of the total age group, and females representing 49.5% and 49.7% of the total age group. There is a slight increase in the percentage of females in 2023 compared to 2022, as shown in the chart below.



Source: Census 2022 and Estimates 2023

1.3. Percentage Distribution of Saudi Youth by Administrative Region

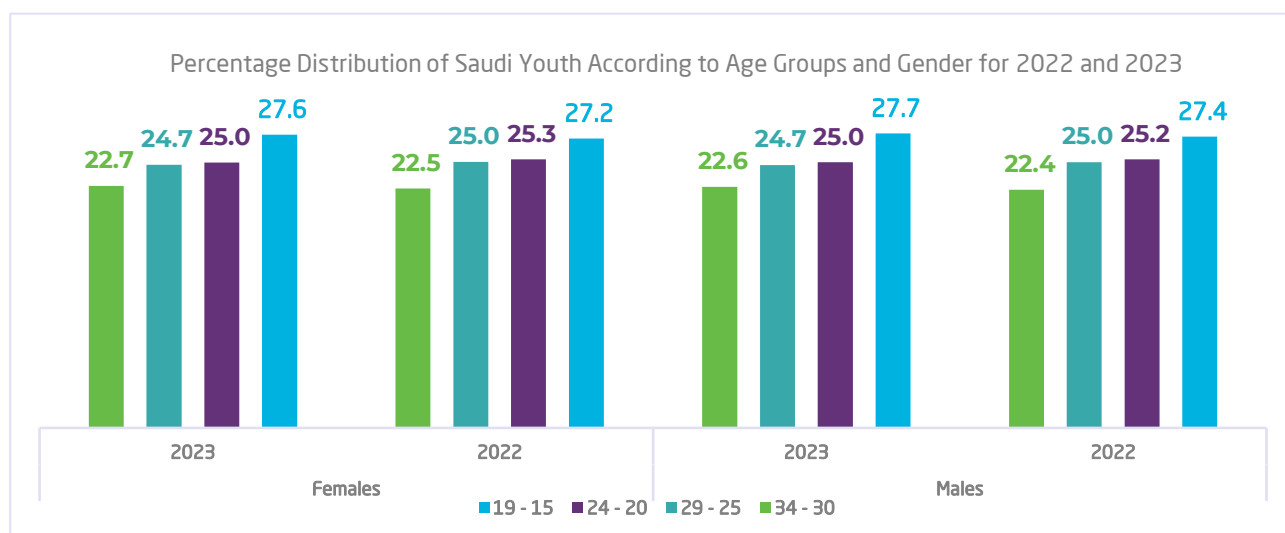
Saudi youth are distributed among administrative regions in varying proportions ranging between 33.2% to 37.8% for the years 2022 and 2023, as shown in the chart below.



Source: Census 2022 and Estimates 2023

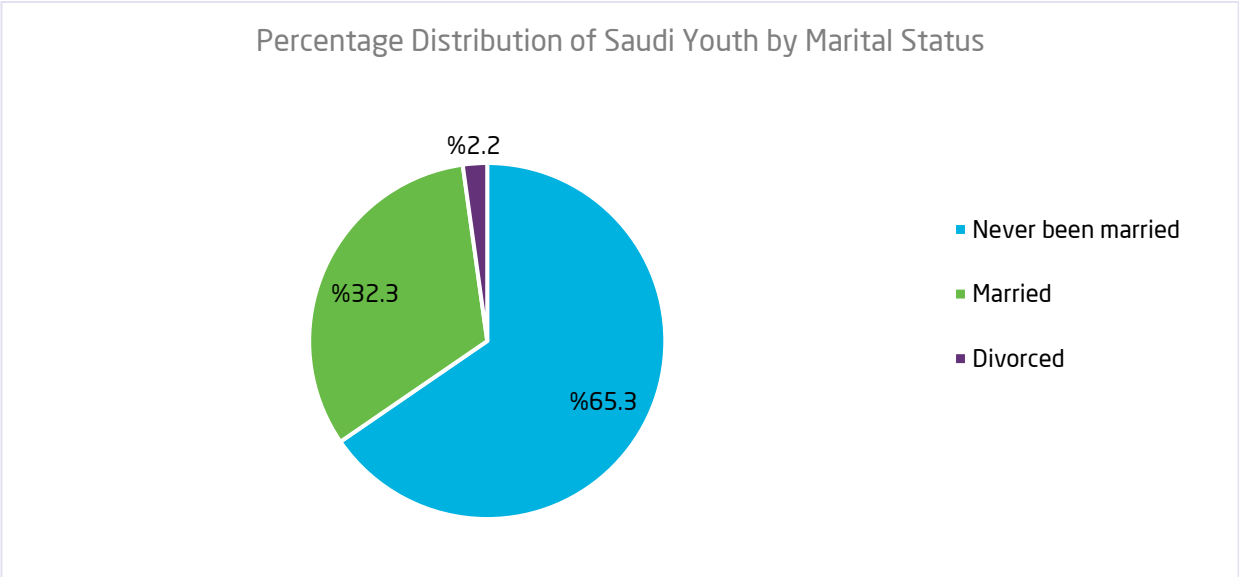
1.4. Percentage Distribution of Saudi Youth According to Age Groups and Gender

According to the percentage distribution of age groups for Saudi youth, the proportions of males and females are close to each other for each age group for the years 2022 and 2023. The chart shows that the majority of youth are in the age group (15-19 years).



Source: Census 2022 and Estimates 2023

1.5. Percentage Distribution of Saudi Youth by Marital Status

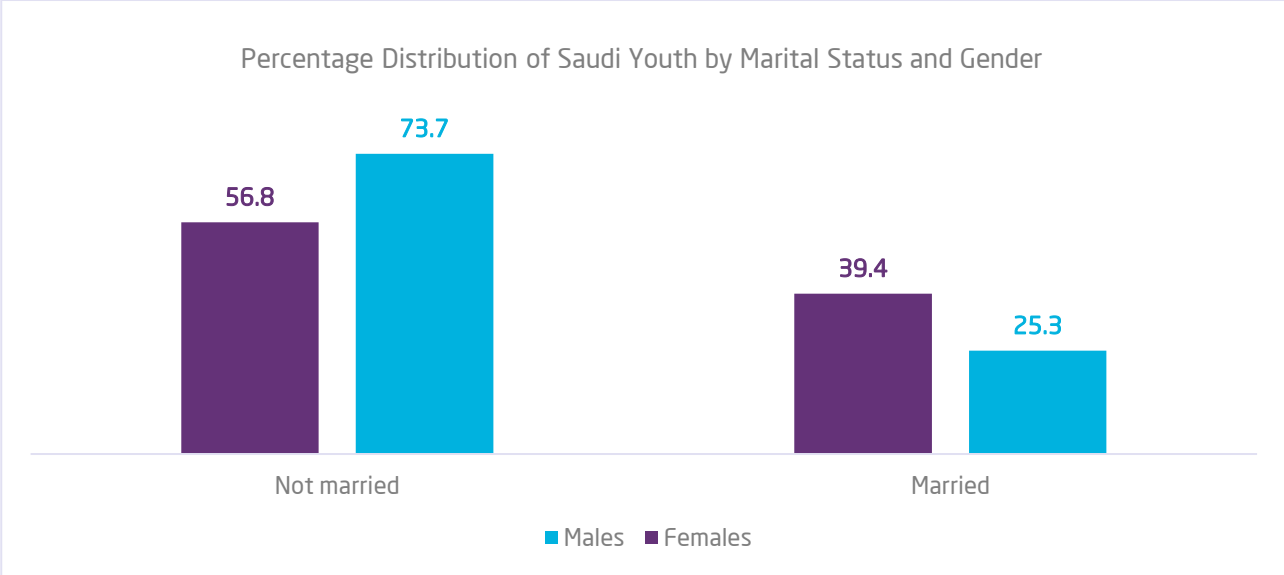


Source: Census 2022

Marital status data for Saudi youth indicates that the largest segment is single youth, representing 65.3%, while married youth represent 32.3%.

1.6. Percentage Distribution of Saudi Youth by Marital Status and Gender

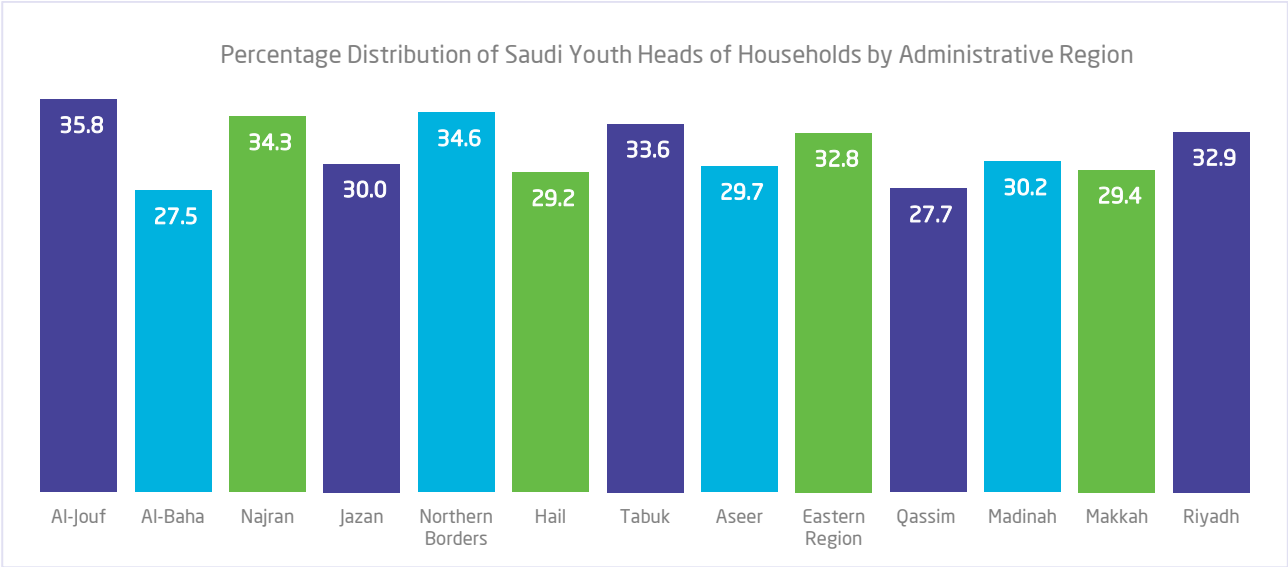
The percentage of married male youth was 25.3% and for females 39.4%, while the percentage of single male youth was 73.7% and for females 56.8%, as shown in the chart below.



Source: Census 2022

1.7. Percentage Distribution of Saudi Youth Heads of Households by Administrative Region

The proportions of Saudi youth heads of households vary from one region to another, reaching 35.8% in Al-Jouf region and 34.6% in the Northern Borders region, while the percentage of heads of households in Al-Baha region was 27.5% and 27.7% in Al-Qassim region.

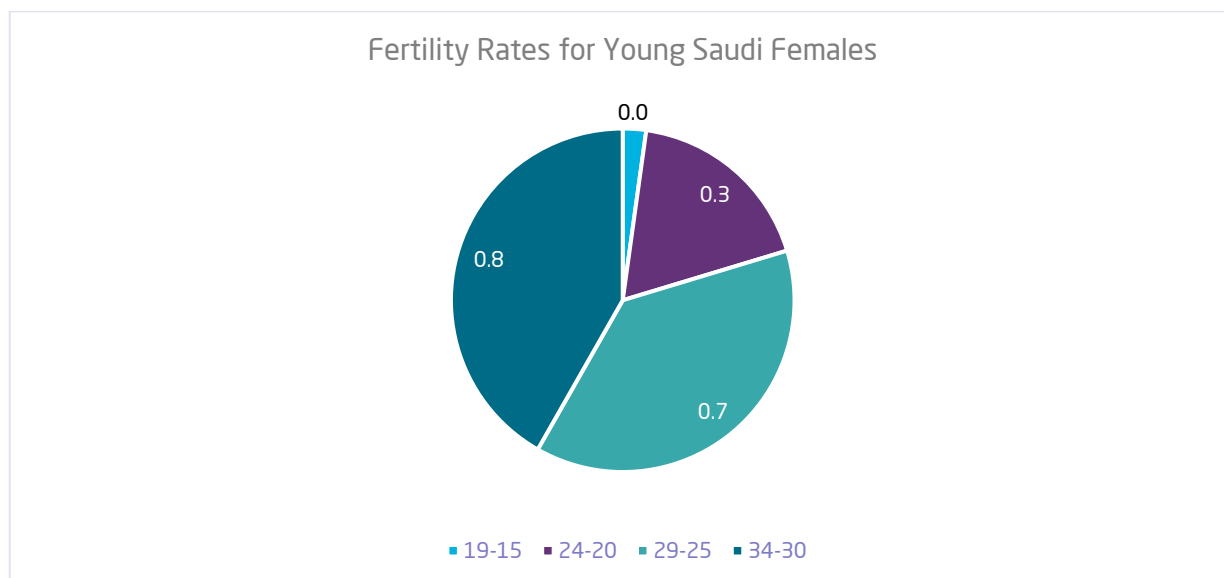


Source: Census 2022

2. Youth Health and Sports

2.1. Age-Specific Fertility Rates for Young Saudi Females

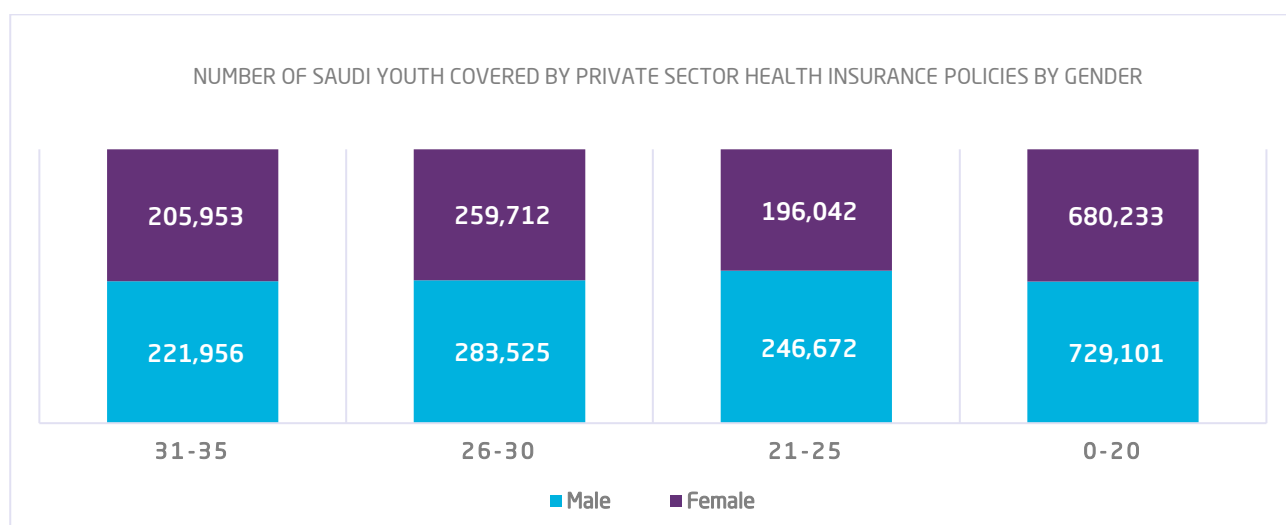
The age-specific fertility rate for young Saudi females reached 1.8%. The chart below shows the fertility rate according to the age distribution of young Saudi females.



Source: Census 2022

2.2. Saudi Youth Covered by Private Sector Health Insurance Policies by Gender

Saudi youth are distributed across health fields according to main occupations, where females in nursing represent 75.48% compared to males in the same profession who represent 24.52%. In allied health professions, males represent 63.86% while females represent 36.14%. In pharmacy, the proportions between males and females are close, as shown in the chart below.

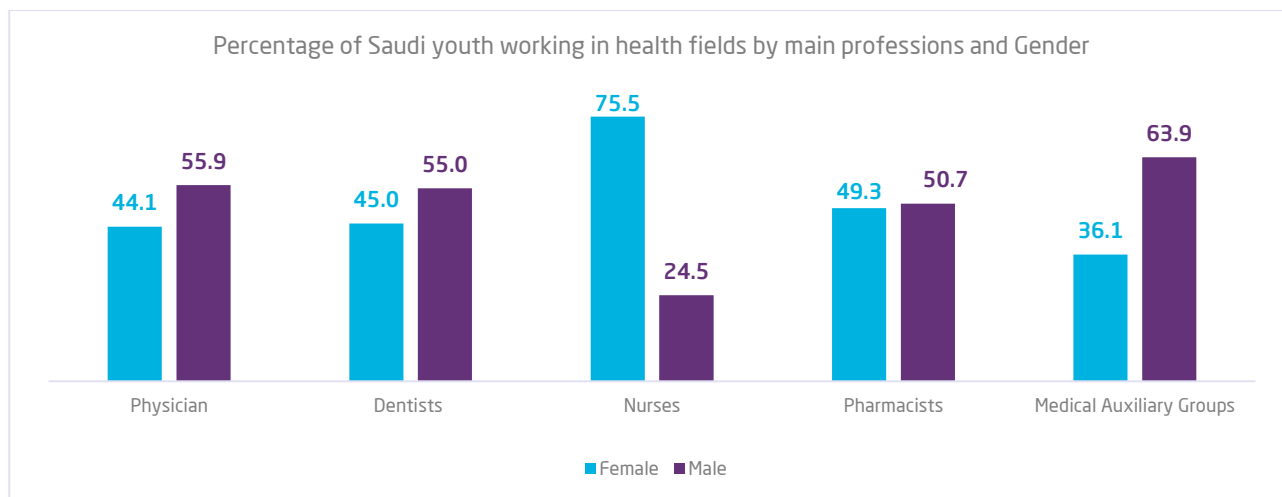


* Age groups as available from the source

Source: Council of Health Insurance 2022

2.3. Saudi Youth Working in Health Fields by Occupation and Gender

Saudi youth are distributed across health fields according to main occupations, where females in nursing represent 75.5% compared to males in the same profession who represent 24.5%. In allied health professions, males represent 63.9% while females represent 36.1%. In pharmacy, the proportions between males and females are close, as shown in the chart below.

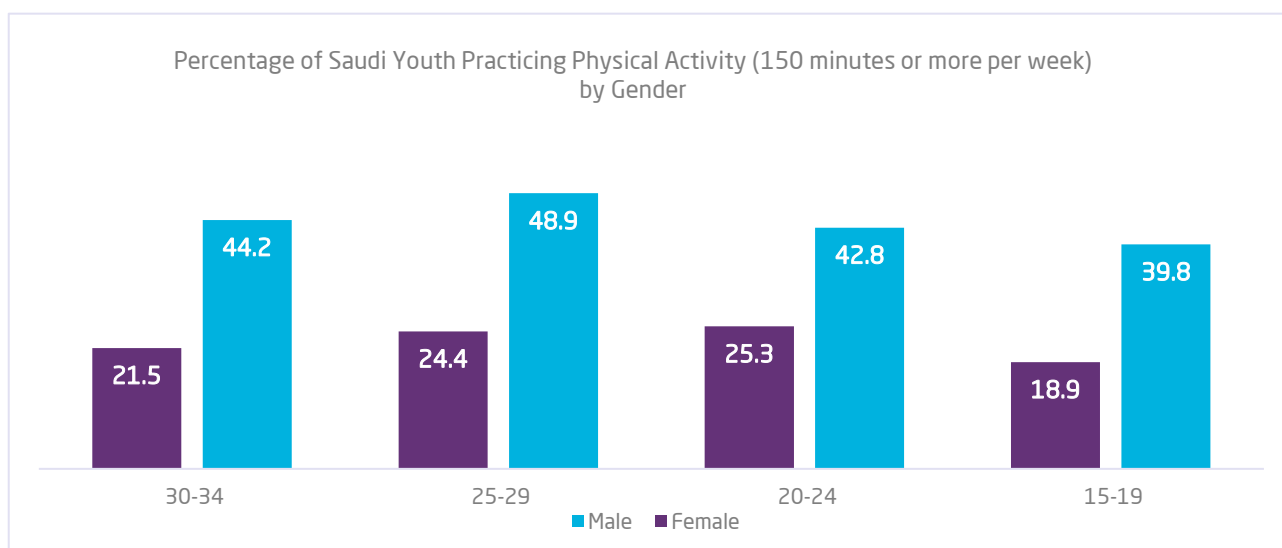


Source: Ministry of Health 2022

*The workforce of the Ministry of Health only and does not include other government agencies or the private sector.

2.4. Percentage of Saudi Youth Practicing Physical Activity (150 minutes or more per week) by Gender

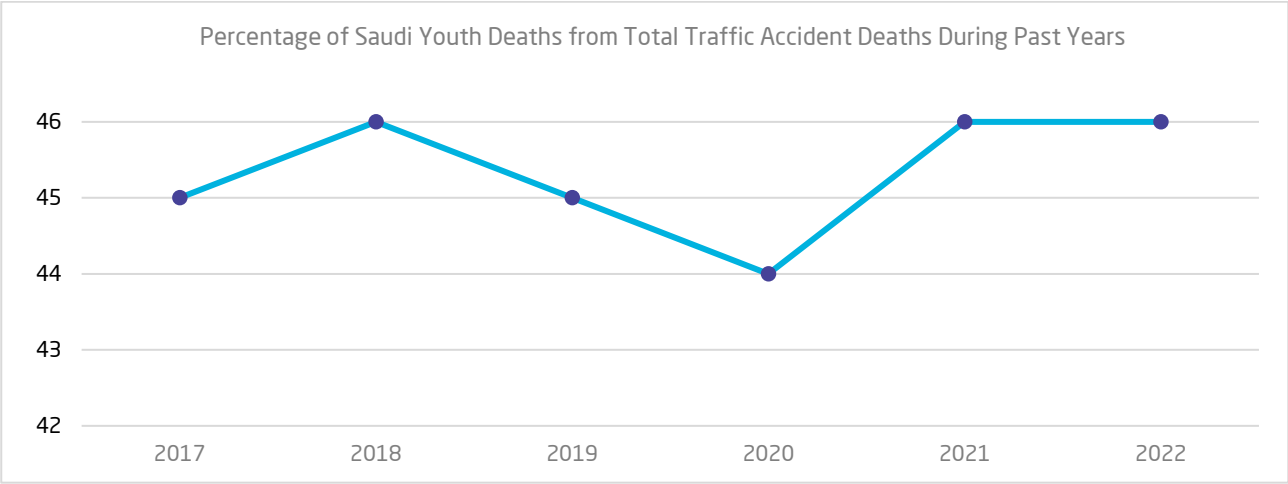
Male youth show higher participation in physical activity compared to female youth, with male youth participation rates ranging between 39.8% to 48.9% of total participants, while female youth participation ranges between 18.9% to 25.3% of total female participants.



Source: Household Sports Practice Survey 2021

2.5. Saudi Youth Deaths from Total Traffic Accident Deaths During Past Years

In recent years, death rates due to traffic accidents among Saudi youth (aged 18-30 years) have fluctuated within close percentages, reaching their lowest decrease in 2020 at 44% since 2017.

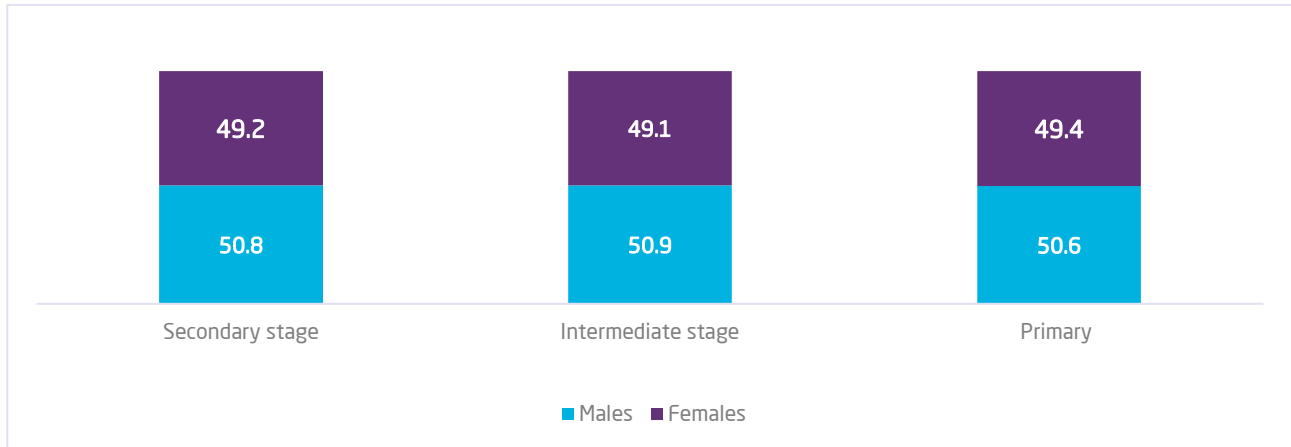


Source: Ministerial Committee for Traffic Safety

*Note: Age group classification adopted by the General Traffic Department (18-30 years)

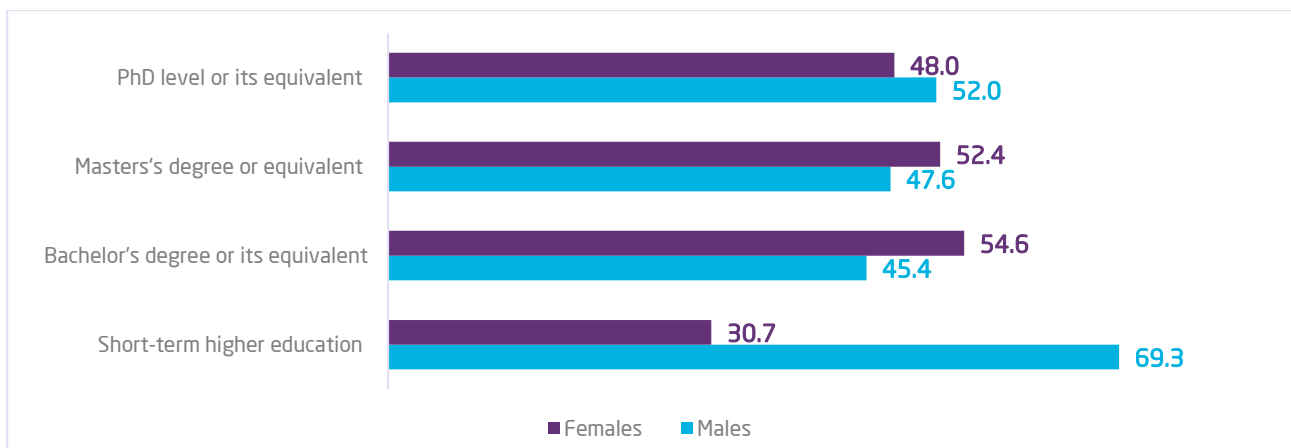
3. Youth Education and Culture

3.1. Percentage Distribution of Students in General Education by Gender and Educational Level



Source: Ministry of Education, 2022

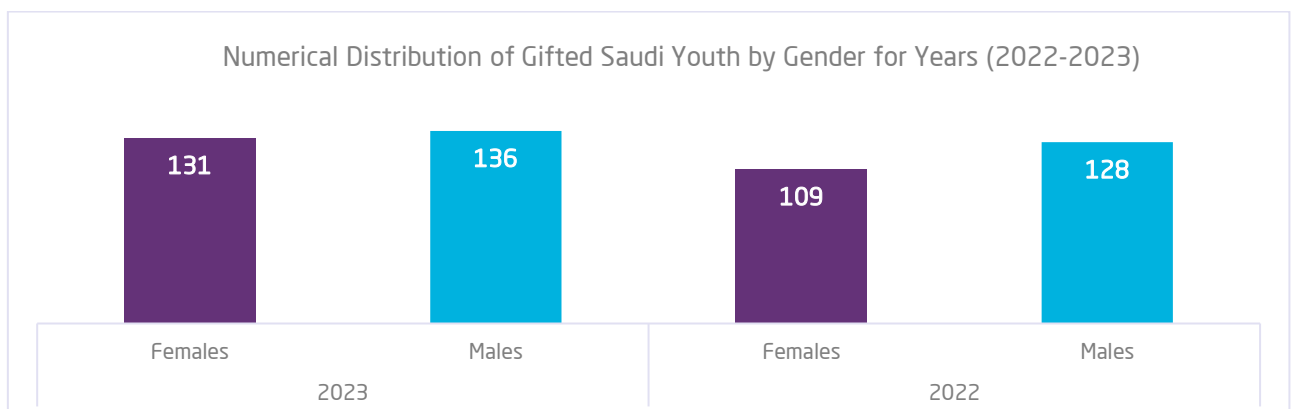
3.2. Percentage Distribution of Students in Higher Education by Gender and Educational Level



Source: Ministry of Education, 2022

3.3. Saudi Gifted Youth by Type of Achievement (2022-2023)

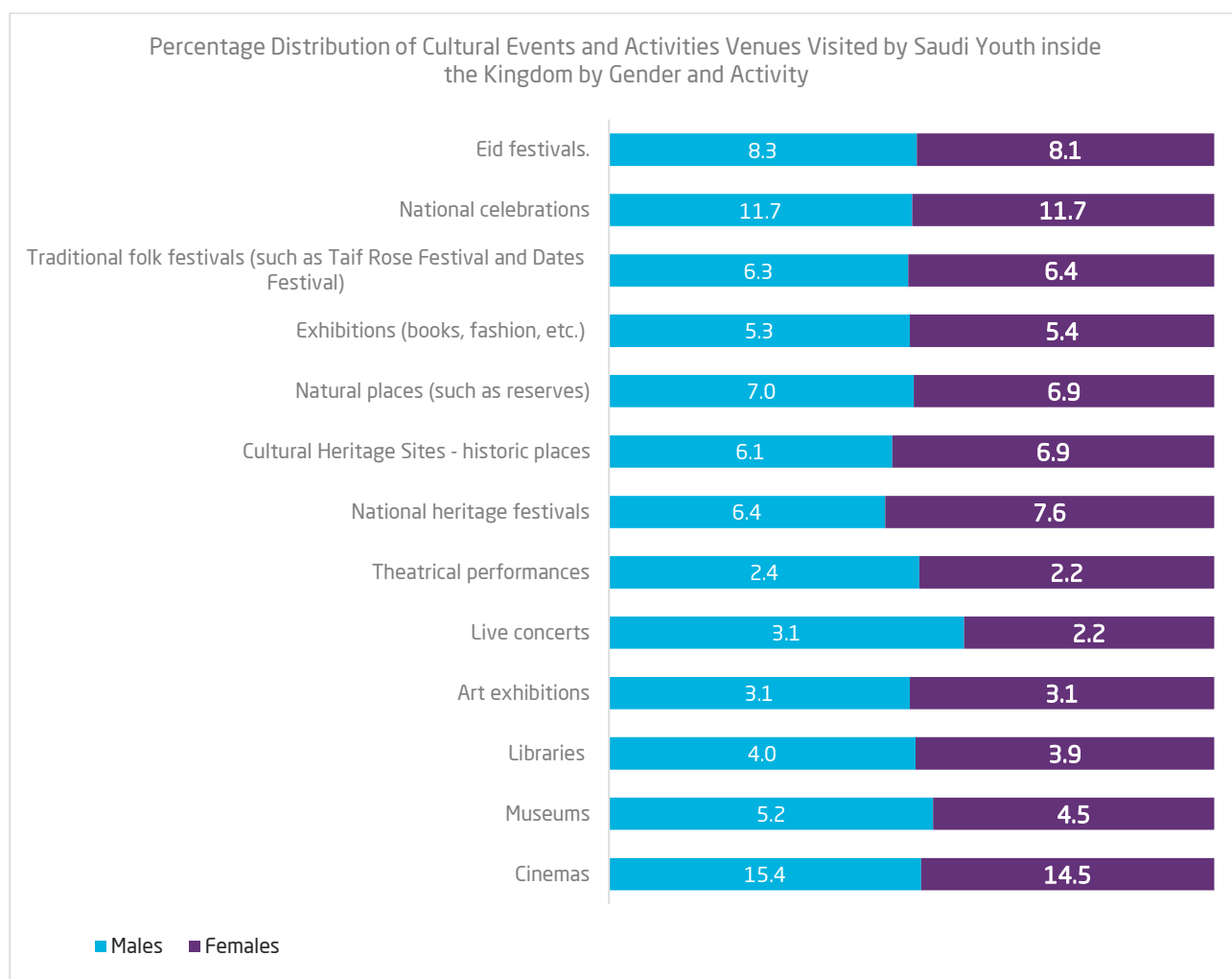
The number of gifted Saudi youth who participated with their achievements locally, regionally, or internationally reached 504 young men and women. The National Olympiad for Scientific Innovation accounted for the largest number (259), while other youth were distributed among other achievements including the International Science and Engineering Fair (ISEF) (43), ITEX Exhibition (25), and Asia-Pacific Mathematics Olympiad (20).



Source :King Abdulaziz and His Companions Foundation for Giftedness and Creativity (Mawhiba)

3.4. Percentage Distribution of Cultural Events and Activities Venues Visited by Saudi Youth by Gender

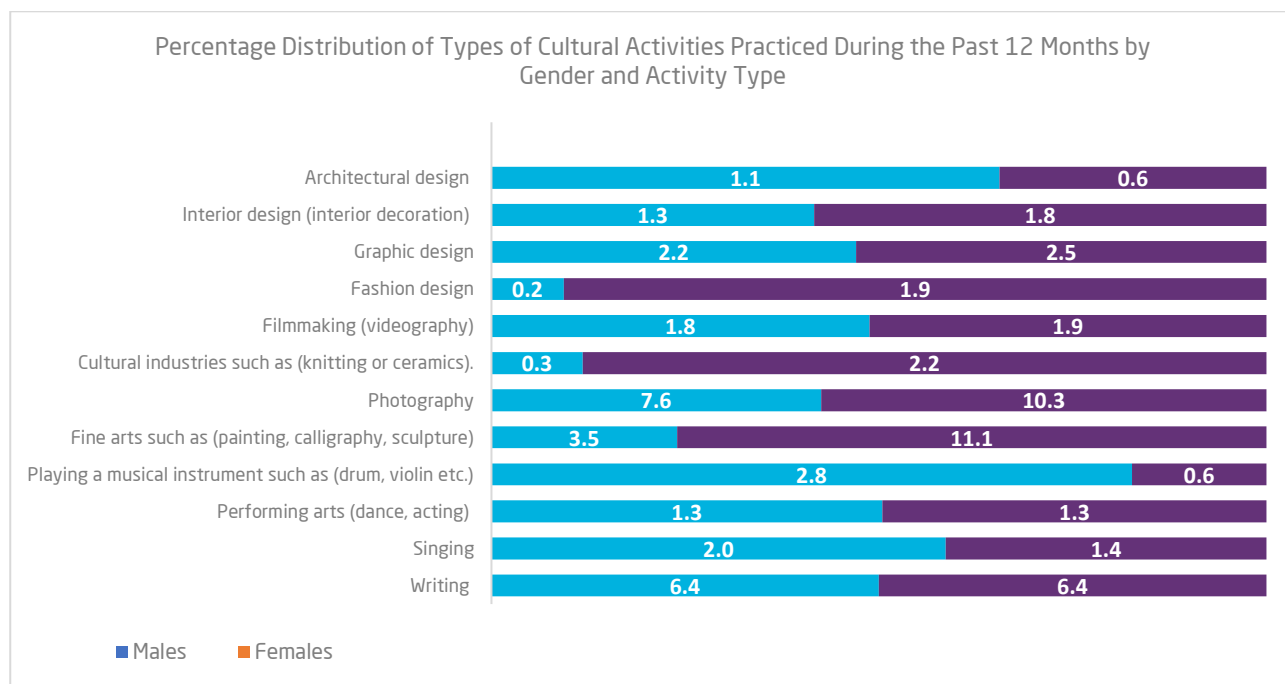
Cultural events and activities venues visited by Saudi youth within the Kingdom varied as shown in the chart below, with cinemas accounting for the largest share at approximately 30%, followed by national celebration venues at 23%, while the remaining percentages were distributed among other venues such as holiday festivals and traditional folk festivals.



Source: Household Culture and Entertainment Survey, 2023

3.5. Percentage Distribution of Cultural Activities practiced During the Past 12 Months by Saudi Youth by Gender

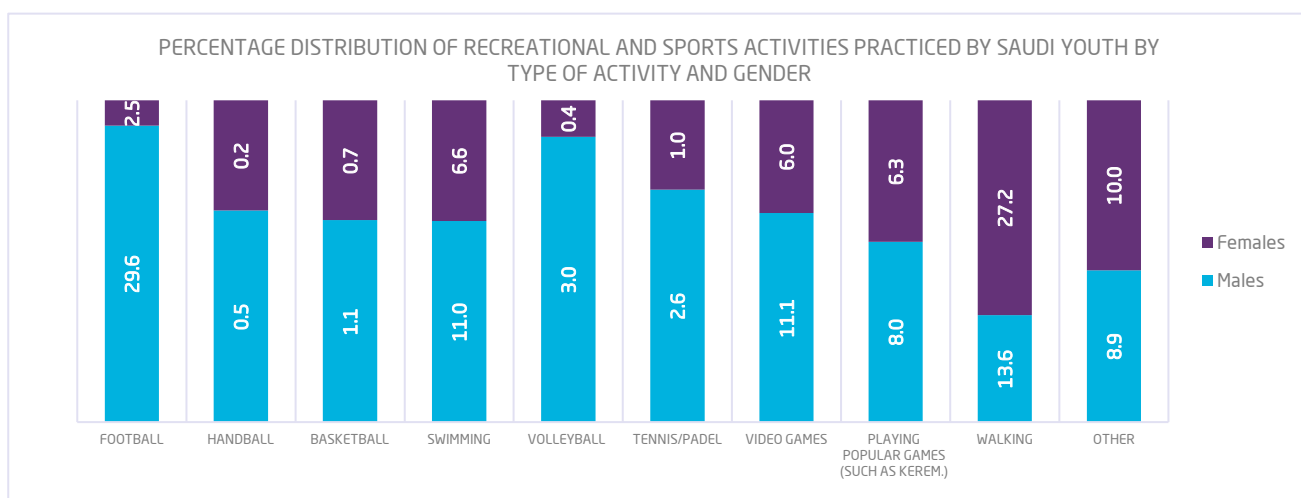
According to the percentage distribution of cultural activities, these activities varied in practice by youth, with females showing higher participation in activities such as fine arts (11.1%) and photography (10.3%), while males showed higher participation in photography (7.6%) and writing (6.4%).



Source: Household Culture and Entertainment Survey, 2023

3.6. Percentage Distribution of Recreational and Sports Activities Practiced by Saudi Youth by Gender

Youth engage in various recreational and sports activities, with male youth practicing football at a rate of 29.6%, while female youth practice walking at a rate of 27.2%. The chart below shows the percentages of recreational, and sports activities practiced by Saudi youth.

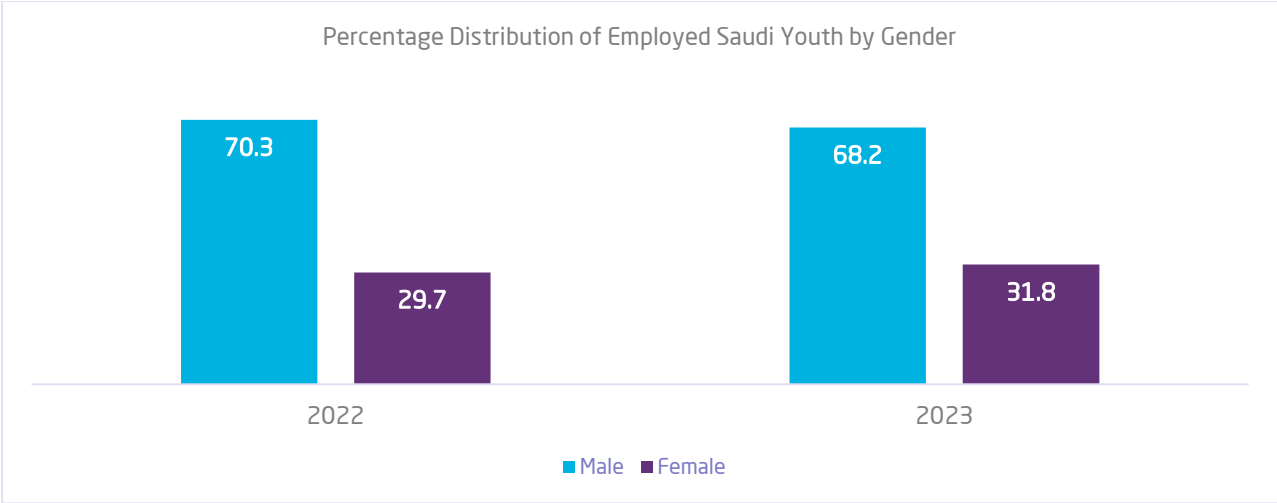


Source: Household Culture and Entertainment Survey, 2023

4. Youth and Labor Market

4.1. Percentage Distribution of Employed Saudi Youth by Gender

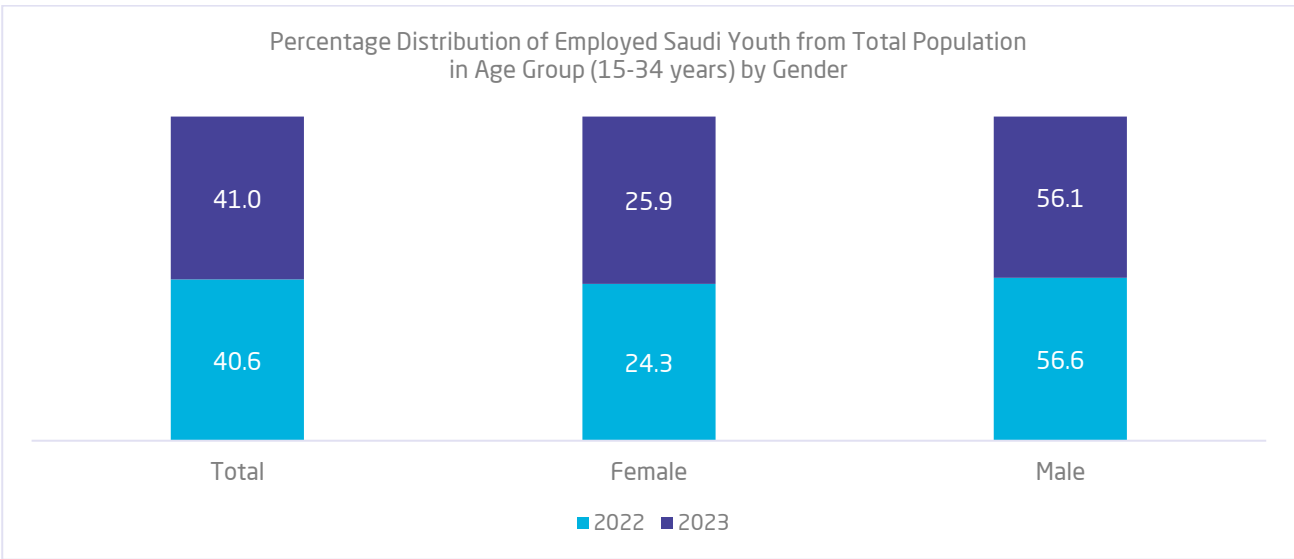
Based on labor market statistics for 2023, the percentage of employed females reached 31.8%, an increase of 2.1% from 2022, while the percentage of employed males decreased in 2023 by 2.1% from 2022, as shown in the chart below.



Source: Labor Market Statistics Survey

4.2. Percentage Distribution of Employed Saudi Youth from Total Population in Age Group (15-34 years) by Gender

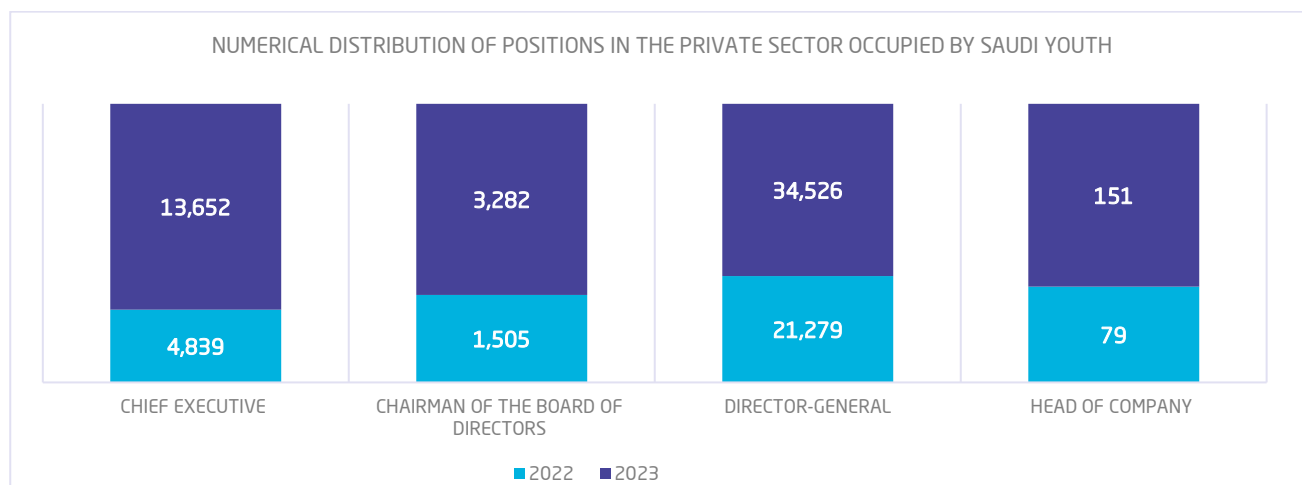
The percentage of employed Saudi youth in 2023 reached 41% of the total population in the age group (15-34 years), an increase of 0.4% from 2022 (40.6%). Male employment in 2023 reached 56.1% of the total, while female employment was 25.9% of the total in 2023, as shown in the chart below.



Source: Labor Market Statistics Survey

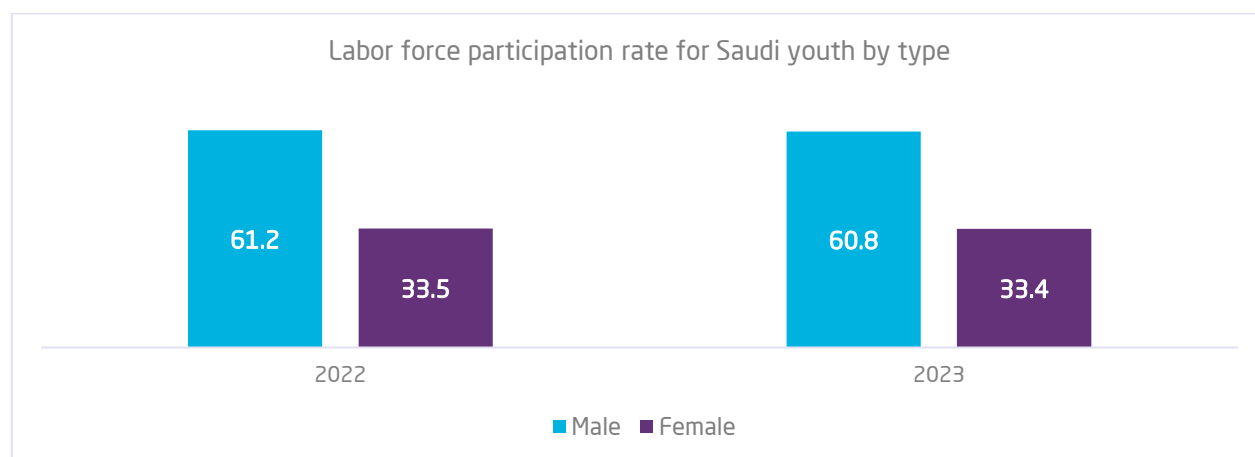
4.3. Saudi Youth Working in the Private Sector by Position and Gender

The Kingdom's Vision focused on involving the private sector in the development process across various fields, including employing Saudi youth and enabling them to hold leadership positions. During 2022, the number of youth who held administrative positions in the private sector reached 27,702, and in 2023 their number reached 51,611, as shown in the chart below.



Source: Ministry of Human Resources and Social Development 2022

4.4. Labor Force Participation Rate for Saudi Youth by Gender

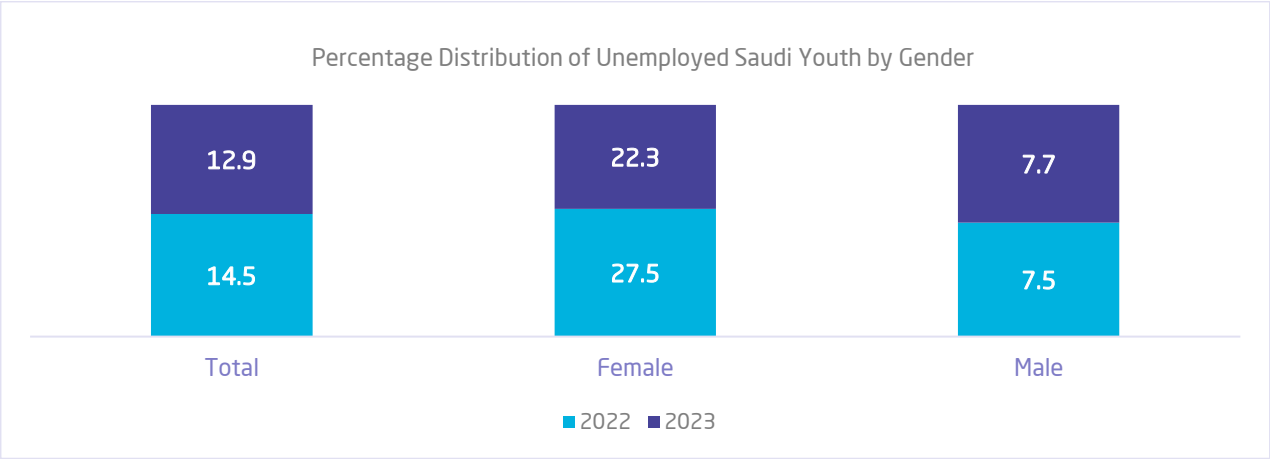


Source: Labor Market Statistics Survey

The labor force participation rate for Saudi youth decreased in 2023 compared to 2022, with the male participation rate reaching 60.8, a decrease of 0.4 from 2022, and the female participation rate reaching 33.4, a decrease of 0.1 from 2022, as shown in the chart above.

4.5. Unemployment Rate for Saudi Youth by Gender

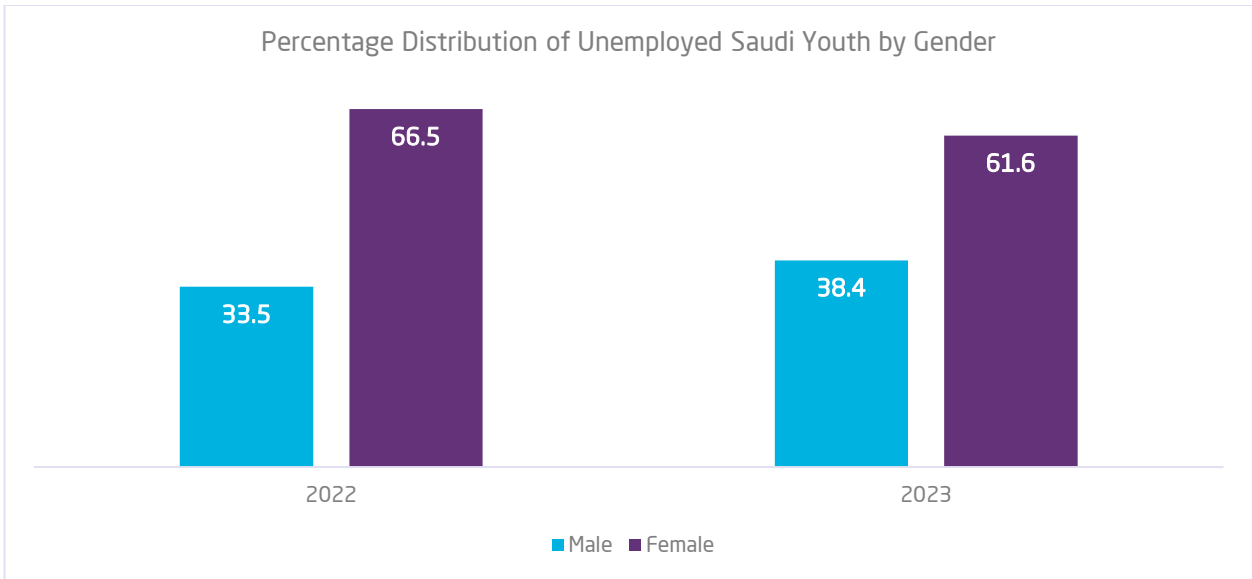
The unemployment rate for Saudi youth decreased in 2023 (12.9) by 1.6 from 2022. In 2023, the male unemployment rate reached 7.7 while the female rate reached 22.3, lower than 2022 as shown in the chart below.



Source: Labor Market Statistics Survey

4.6. Percentage Distribution of Unemployed Saudi Youth by Gender

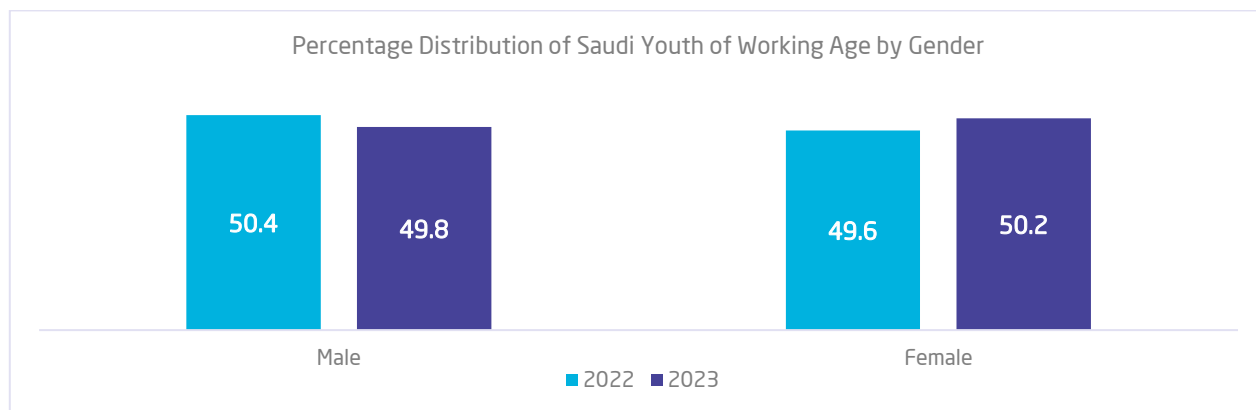
The percentage distribution of unemployed Saudi youth during 2023 shows that the percentage of unemployed females decreased by 4.9% from 2022, from 66.5% to 61.6% in 2023, while it increased for males in 2023 to 38.4%, an increase of 4.9% from 2022 (33.5%).



Source: Labor Market Statistics Survey

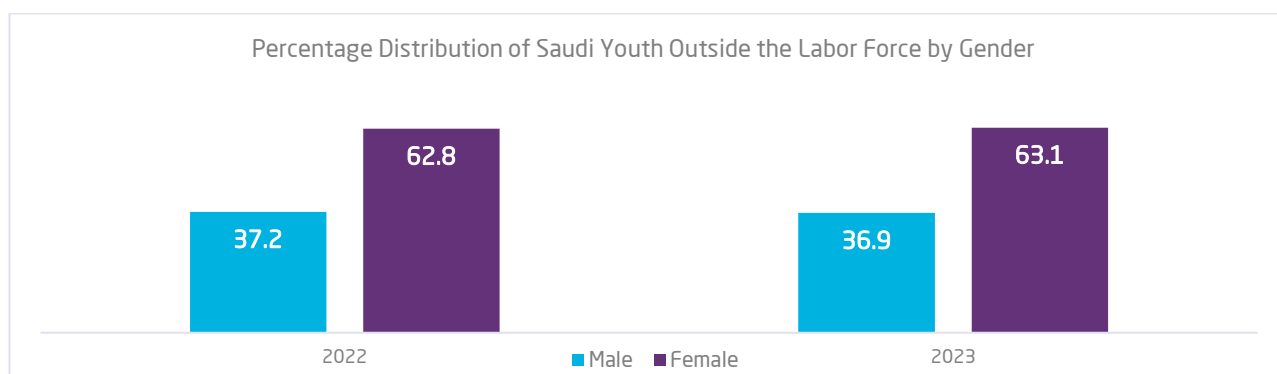
4.7. Percentage Distribution of Saudi Youth of Working Age by Gender

Labor market statistics showed that the percentage of Saudi youth of working age for males was 50.4% in 2022 and 49.8% in 2023, while for females it was 49.6% in 2022 and 50.2% in 2023. It is noted that it decreased for males in 2023 while increasing for females.

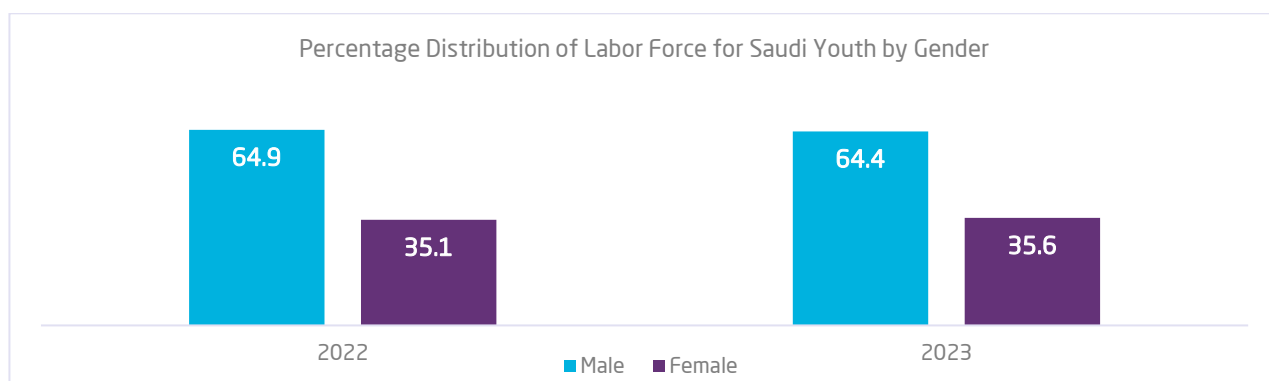


4.8. Percentage Distribution of Saudi Youth Outside the Labor Force by Gender

The results of the Labor Market Statistics Survey for 2022-2023 showed a decrease in 2023 by 0.3 for males outside the labor force, while the percentage of females increased by 0.3 from 2022.



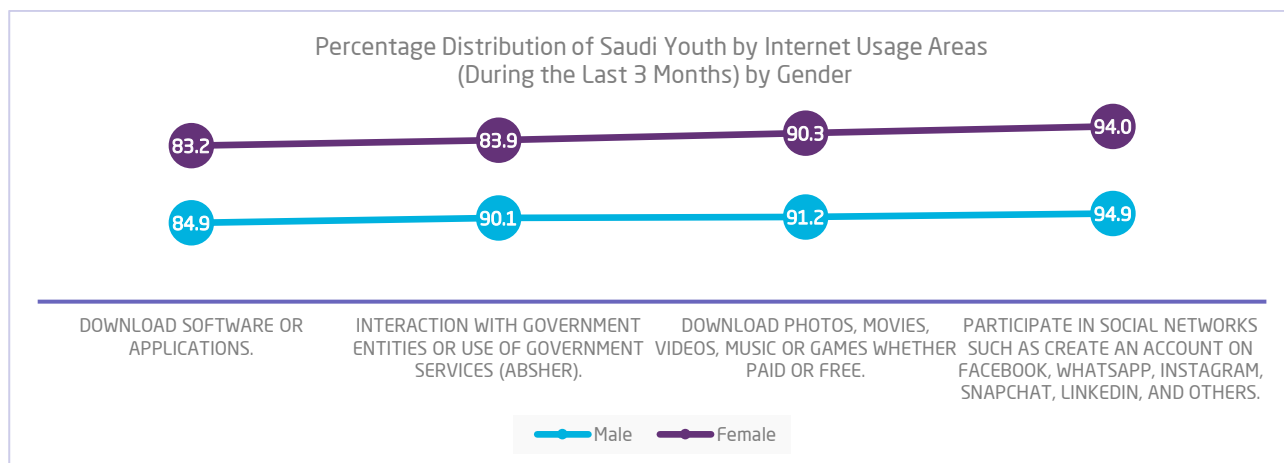
4.9. Percentage Distribution of Labor Force for Saudi Youth by Gender



Labor market statistics results indicate that the percentage of Saudi youth in the labor force in 2023 was 64.4% for males while it was 64.9% in 2022, whereas for females it was 35.6% in 2023 and 35.1% in 2022.

5. Youth and Technology Usage

5.1. Percentage Distribution of Saudi Youth by Internet Usage Areas (During the Last 3 Months of 2021) by Gender

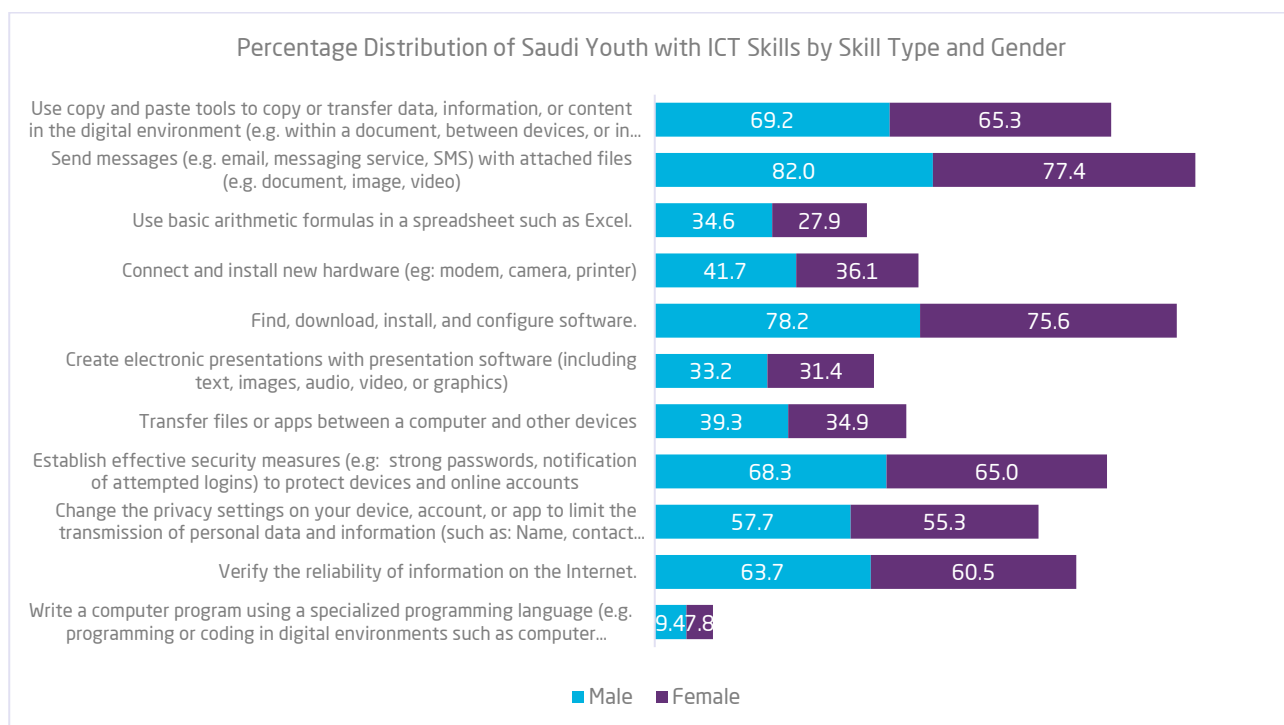


Source: Survey of Individuals and Households ICT Access and Usage 2021

Social media participation captured the highest percentage among the top four areas of internet usage by youth (15-34 years), reaching 94.9% for males and 94% for females, while downloading programs and applications had the lowest percentage among them at 84.9% for males and 83.2% for females.

5.2. Percentage Distribution of Saudi Youth with ICT Skills by Skill Type and Gender

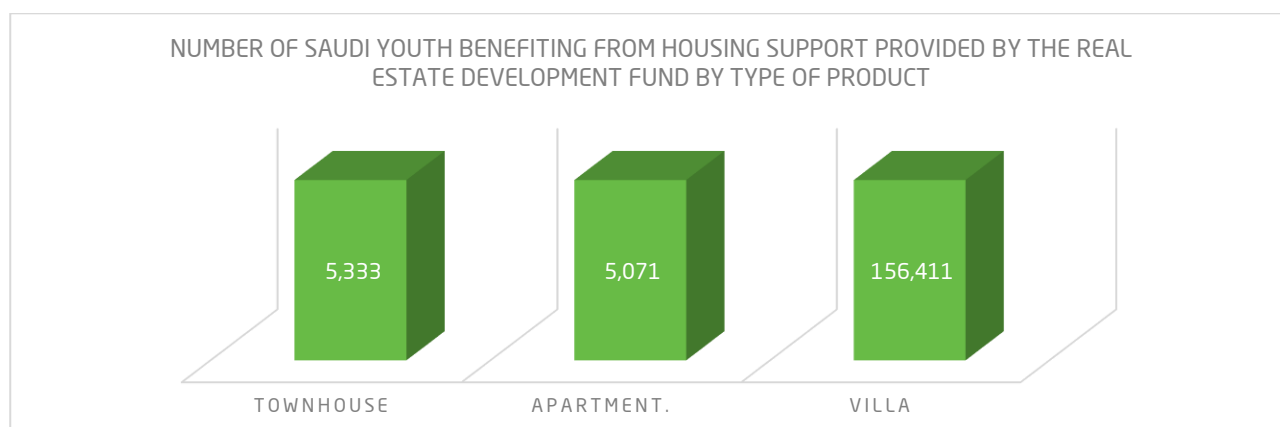
Saudi youth's skills in using information and communication technology vary in terms of skill level and speed of use. We find that the skills of sending messages with attachments and searching for and downloading programs account for the majority of skills among Saudi youth.



Source: Survey of Individuals and Households ICT Access and Usage 2021

6. Youth and Property Ownership

6.1. Number of Saudi Youth Benefiting from Housing Support Provided by the Real Estate Development Fund by Type of Housing Product

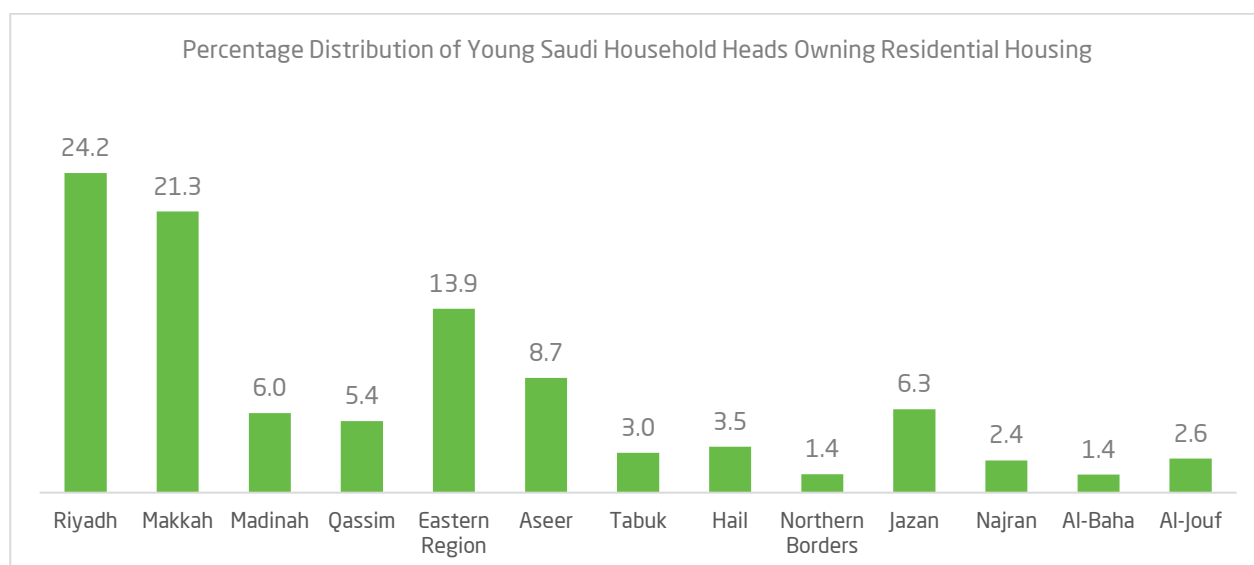


Source: Ministry of Municipalities and Housing

With the support provided by the state to youth, Saudi youth of both genders received housing support from the Real Estate Development Fund for real estate products including (villa/townhouse/apartment), where the number of males receiving this support reached 161,519 and females (5,296).

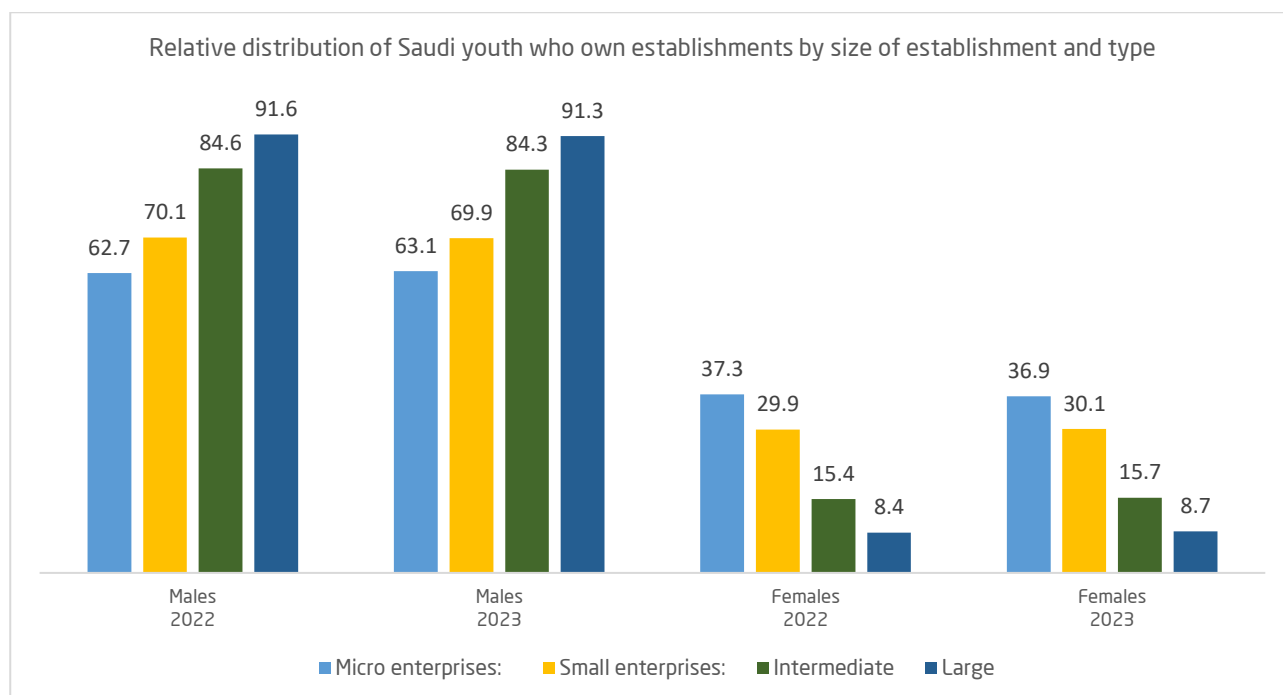
6.2. Percentage Distribution of Young Saudi Household Heads Owning Residential Housing by Administrative Region

The highest percentage of young Saudi household heads owning residential housing was in Riyadh and Makkah regions at 24.2%, 21.3%, while ownership by young Saudi household heads in Al-Baha and Northern Borders regions showed the lowest percentages of residential housing ownership at 1.4% for each.



Source: Saudi Census 2022

6.3. Percentage Distribution of Saudi Youth Business Owners by Establishment Size and Gender



Source: Ministry of Commerce

As part of the state's support for youth, enabling them to work and manage their own establishments through financial and technical support and guidance provided by relevant authorities, the number of youth (male and female) who own establishments according to establishment size (micro/small/medium/large) increased from 1,659,192 in 2022 to 1,690,269 in 2023.

Conclusion

Youth in Saudi Arabia represent the largest demographic group and are the cornerstone of development and progress in society. In this context, we emphasize the vision of His Royal Highness Prince Mohammed bin Salman bin Abdulaziz, Crown Prince and Prime Minister, who highlights the vital role of youth in shaping the future of the Kingdom. He expressed his optimistic outlook on the future driven by Saudi youth, encapsulated in his memorable words: *“Our youth are aware, strong, educated, creative, and uphold high values”*.

We hope that this report has successfully shed light on the reality of Saudi youth and their active role in building the Kingdom’s future. We also aspire for it to serve as a valuable reference for researchers, policymakers, and those interested in youth affairs.

And God is the Grantor of success



الهيئة العامة للإحصاء
General Authority for Statistics

Saudi Youth Statistics
Report 2023

stats.gov.sa