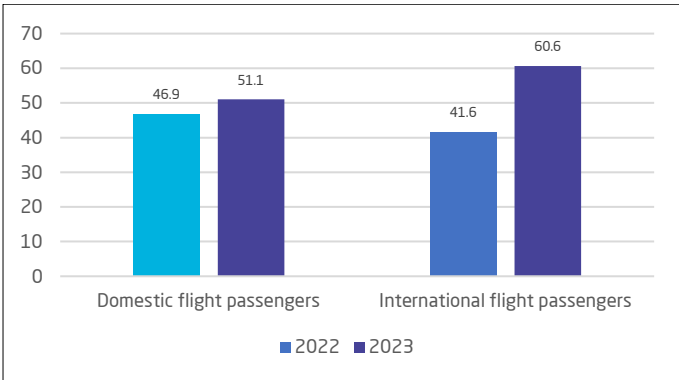


Increase of passenger numbers at Kingdom's airports by 26% in 2023

Air Transport Statistics for the year 2023 revealed that the number of passengers at the Kingdom's airports reached approximately 112 million passengers, marking a 26% increase compared to 2022. Additionally, the results indicated that the number of passengers on international flights at the Kingdom's airports amounted to 61 million, representing a 46% increase from 2022. In contrast, the number of passengers on domestic flights at the Kingdom's airports was 51 million, showing a 9% increase from 2022. (Figure1)

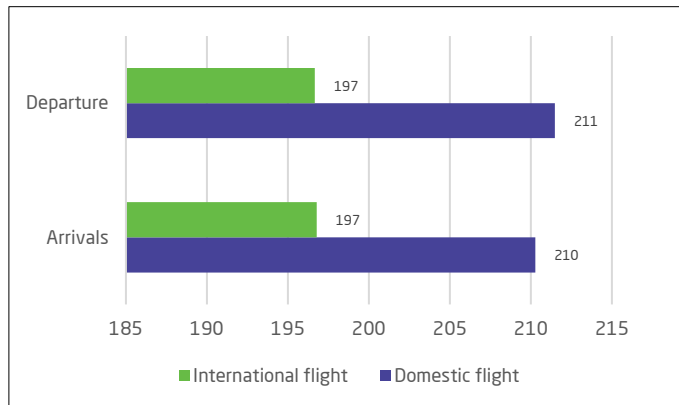
Figure1. Number of passengers via international and domestic flights at the Kingdom's airports 2022-2023 (Million)



International and domestic flights in commercial and private aviation

The results of 2023 indicated that the number of international flights at the Kingdom's airports reached approximately 394 thousand flights, marking a 36% increase from 2022. In contrast, the number of domestic flights amounted to 421 thousand flights, at a rate of 2% higher than in 2022. Additionally, the number of private aviation flights in 2023 included 62 thousand international flights and 14 thousand domestic flights. (Figure2)

Figure2. Number of arriving and departing international and domestic flights at the Kingdom's airports 2023 (Thousand)



Kingdom's air connectivity and number of destinations reached

The Kingdom of Saudi Arabia achieved the rate of international air connectivity in 2023, up by 9 places, reaching 18th place compared to 2019. The number of destinations reached from all airports in the Kingdom reached 148 with an increase of 47% from 2022.

Capacity in Kingdom's airports

The 2023 results revealed that the total capacity across all the Kingdom's airports amounted to 116 million passengers annually. King Abdulaziz International Airport topped the list with an annual capacity of 45 million passengers, followed by King Khalid International Airport with 37 million annual passengers, and in third place was King Fahad International Airport with an annual capacity of 13 million passengers.

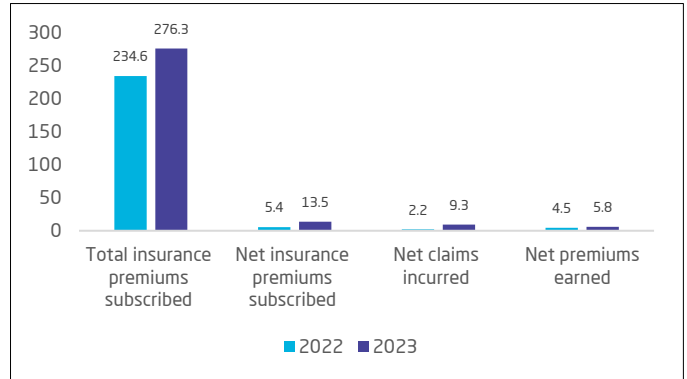
International and domestic routes

The 2023 results indicated that King Abdulaziz International Airport had the highest number of international routes, totaling 365 routes, marking a 20% increase from 2022. Followed by Prince Mohammed bin Abdulaziz Airport with 258 routes, showing a 21% increase from 2022, and then King Khalid International Airport with 176 routes, also experiencing a 21% increase from 2022. Lastly, King Fahad International Airport recorded 92 routes, representing a 51% increase from 2022.

Aviation insurance activity

The results of 2023 showed that the total premiums subscribed to aviation insurance amounted to SAR 276.3 million, marking an 18% increase from 2022. Meanwhile, net premiums subscribed reached SAR 13.5 million, showing a significant rise of 149% from 2022. Net incurred claims amounted to SAR 9.3 million, representing a 323% increase from 2022. Additionally, net earned premiums reached SAR 5.8 million, marking a substantial increase of 28% from 2022. (Figure3)

Figure3. Aviation insurance 2022-2023 (Million)



Air freight

Air freight data in 2023 showed a total cargo quantity of 918 thousand tons, reflecting a 7% increase compared to 2022. December recorded the highest cargo quantity, reaching 93 thousand tons. Furthermore, the number of cargo facilities across all the Kingdom's airports totaled 40 facilities. (Figure4)

Figure4. Cargo volumes at Kingdom's airports by month 2023 (Thousand Tons)

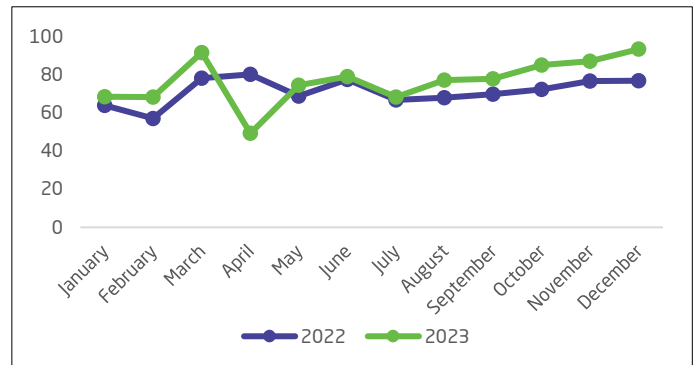


Table1. Key indicators of Air Transport Statistics 2023

Key indicators	Unit	2022	2023	Percentage change
Domestic flights passengers	Number (Million)	46.9	51.1	%9
International flights passengers	Number (Million)	41.6	60.6	%46
Domestic flights	Number (Thousand)	412	421	%2
International flights	Number (Thousand)	289	394	%36
Cargo quantities	Ton (Thousand)	854	918	%7

Source: Tables

Reference metadata

The Air Transport Statistics Publication is an annual publication providing statistics and indicators about the air transport system, flight traffic, passengers, and cargo via commercial and private aviation. This publication serves as a reliable basis for conducting studies and research in the field of air transport, as well as for local, regional, and international comparison purposes. The publication is based on data from administrative records of several government and private entities.

Reference Metadata