Increase of air traffic rate in Saudi Arabia's airports 2021

The Air Traffic Statistics Publication results showed that the total number of domestic and international flights (arriving and departing) in all airports in Saudi Arabia in 2021 reached nearly 497 thousand flights, with an increase by 43% from 2020, through which about 49 million passengers were transported, with an increase of 30% compared to 2020. The share of Saudi airlines was about 40 million passe

Flight traffic increases by 20% in Saudi Arabia's airports

The results indicated that the number of arriving and departing international flights in 2021 reached nearly 126 thousand, with an increase of 20% from 2020. The number of arriving and departing domestic flights reached nearly 371 thousand, with an increase of 53% from 2020. King Khalid Int. Airport ranks first in the number of flights at the level of Saudi Arabia's airports by 33%, followed by King Abdulaziz Int. Airport by 26% and King Fahd Int. Airport by 13% in 2021.

Air passenger traffic in Saudi Arabia 2021

The number of passengers transported by arriving and departing domestic flights in 2021 reached nearly 35 million passengers, an increase of 45% from 2020. The number of passengers transported by arriving and departing international flights reached nearly 14 million passengers, an increase of 4% from 2020. King Khaled Int. Airport is ranked first in terms of the number of transported passengers, followed by King Abdulaziz Int. Airport and King Fahd Int. Airport by 35%, 29% and 12%, respectively, in 2021.

Air freight traffic

Domestic and international air freight increased by 53% in 2021 compared to 2020. International air freight reached 501 thousand tons, with an increase by 53% from 2020, while domestic freight reached 79 thousand tons, with an increase of 54% from 2020. Nearly 360 thousand tons were shipped through Saudi airlines, and more than 220 thousand tons were shipped through foreign airlines in 2021.

Top international destinations arriving and departing to and from Saudi Arabia airports by number of passengers

Egypt was the top destination for passengers departing from Saudi Arabia's airports in 2021 with about 1.6 million passengers, followed by UAE with more than one million passengers. Egypt was also the top destination for passengers arriving at Saudi Arabia's airports with about 1.3 million passengers, followed by UAE with more than 1.1 million passengers.

Table1. Air traffic key indicators 2020-2022

Key indicators	Unit	2020	2021	Percentage change
Domestic flight	Number (thousand)	242	371	53%
International flight	Number (thousand)	105	126	20%
Passenger traffic on domestic flights	Number (million)	24	35	45%
Passenger traffic on international flights	Number (million)	13	14	4%
Domestic air freight	Thousand tons	51	79	54%
International air freight	Thousand tons	328	501	53%

Figure 1. Number of international and domestic flights in Saudi Arabia's airports 2020-2021 (thousand)

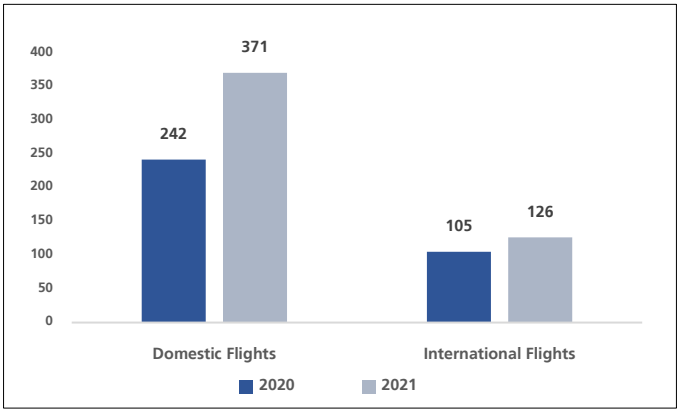

Figure 2. Number of passengers on international and domestic flights in Saudi Arabia's airports, 2020-2021 (million)

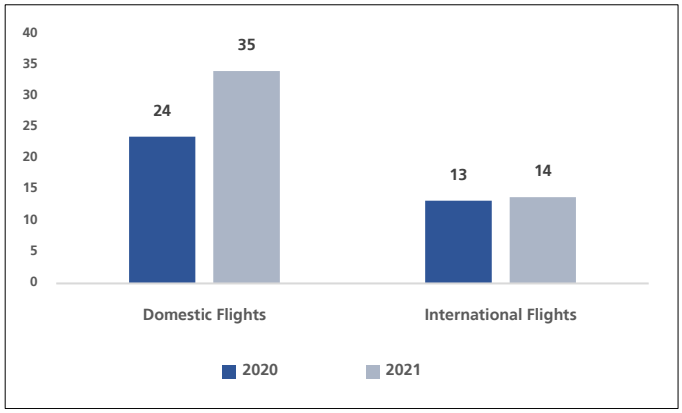

Figure 3. Percentage of international and domestic air freight traffic in Saudi Arabia's airports in 2021

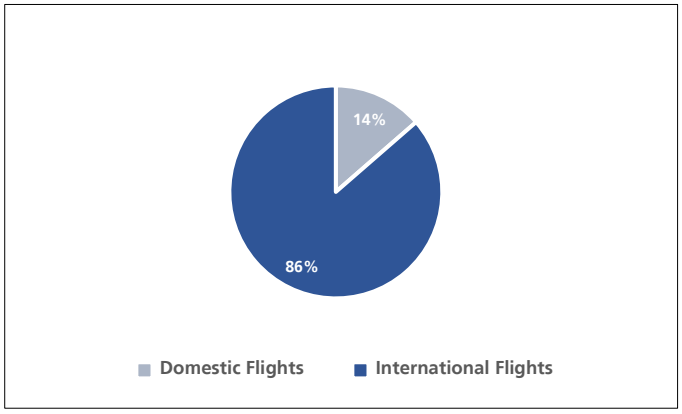

figure 4. Top ten international destinations departing from Saudi Arabia's airports by the number of passengers in 2021 (thousand)

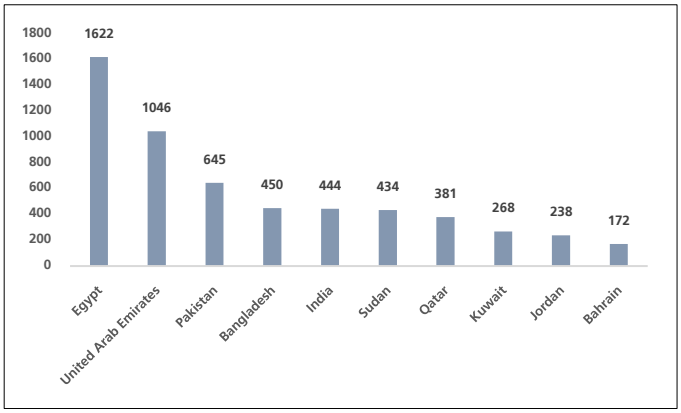

Methodology

Air Traffic Statistics publication is an annual register-based publication that is published for the first time. It provides up-to-date statistics and indicators on flight traffic , passenger traffic as well as freight traffic , to be used as a reliable basis for surveys and research in air traffic , and for purposes of local, regional, and international comparison. In addition, the publication is based on administrative records data from the General Authority of Civil Aviation Methodology