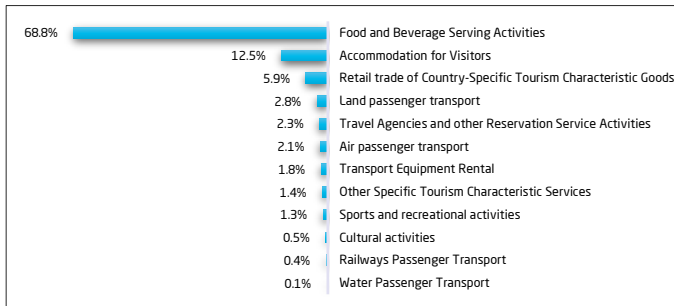


## Total number of Employees in tourism-related activities is 879,815 in 2022

The number of employees in tourism-related establishments reached 879,815 employees during 2022. Food and beverage serving activities accounted for 68.8% of employees, followed by accommodation for visitors' activity at 12.5%. These two activities combined constituted 81.3% of the total number of employees in tourism-related activities. The total number of Saudi male and female employees was 234,201 out of total employees in tourism characteristics activities. Saudi male employees accounted for approximately 56.8%, while females accounted for 43.2% of the total Saudi employees in tourism-related activities for the same year. (Figure1)

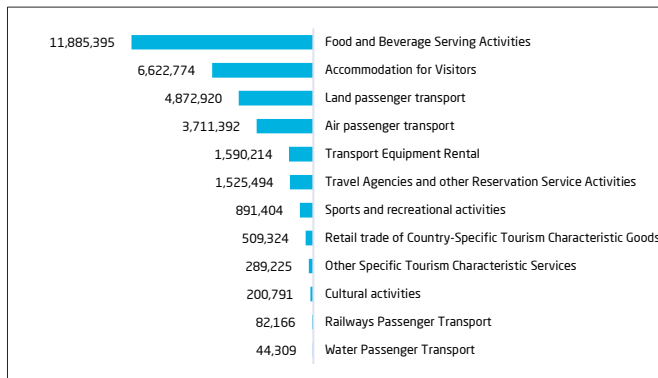
Figure1: Percentage of employees' distribution by tourism-related activities 2022



## Employees' Compensation in tourism-related activities 2022

The results showed that the total compensations of employees in tourism-related activities for the year 2022 amounted to approximately 32,225 million SAR, representing an increase of 1.4% compared to 2021. Total employees' compensation in the food and beverage serving activities reached about 11,885 million SAR, while compensation of accommodation for visitors' activity amounted to around 6,623 million SAR. Additionally, employees' compensation of land passenger transport reached about 4,873 million SAR out of the total employees' compensation in tourism-related activities during 2022. (Figure2).

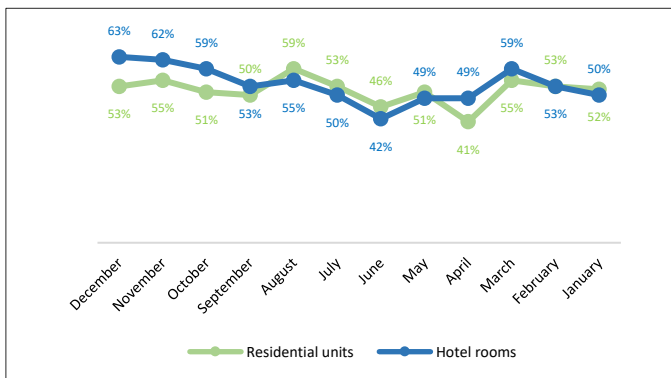
Figure2: Employees' compensation in tourism-related activities 2022



## Occupancy rate of hotel rooms 2022

The annual occupancy rate of hotel rooms was 54% during the year 2022, with the highest monthly occupancy rate for this type of accommodation occurring in December at 63%. Meanwhile, the annual occupancy rate of furnished residential units in 2022 was 52%, with the highest monthly occupancy rate for furnished residential units recorded in August at 59%. (Figure3).

Figure3: Monthly occupancy rate of accommodation units by type 2022



## Daily rate and average length of stay

The average daily rate for furnished residential units was 261 SAR, while the average daily rate for hotel rooms was 459 SAR. April recorded the highest average rate for both furnished residential units and hotel rooms, with averages of 312 SAR and 731 SAR respectively. Additionally, the average length of stay for guests in furnished residential units and hotel rooms was approximately 3 nights during 2022.

## Percentages of job localization in tourism-related activities

The percentage of job localization in tourism-related activities in 2022 was 26.6%. The tourism-related activities in rail passenger transport, air passenger transport, and cultural activities recorded the highest rates of contribution to job localization (Figure4).

Figure4: Percentages of job localization in tourism-related activities

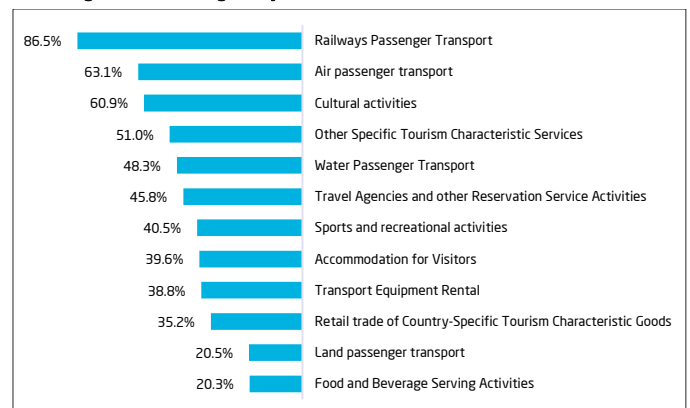


Table1: Key Indicators

Indicator	Unit	2022
Total number of employees in tourism-related activities	Number	879,815
Total employees' compensation in tourism-related activities	Million SAR	32,225
Annual occupancy rate of furnished residential units	Percentage	52
Annual occupancy rate of hotel rooms	Percentage	54
Average daily rate of furnished residential units	SAR	261
Average daily rate of hotel rooms	SAR	459
Average length of stay in furnished residential units	Night/guest	2.5
Average length of stay in hotel rooms	Night/guest	2.9
Percentage of job localization in tourism-related activities	Percentage	26.6

Source: Tables

## Metadata

The data of Tourism Establishments Statistics Publication for the year 2022 is based on several sources, including:

- Administrative data of the Ministry of Human Resources and Social Development, Ministry of Tourism, and the Saudi Railway Company.
- Results of the Tourism Establishment Survey 2022.

For further details, read [The Metadata](#).