

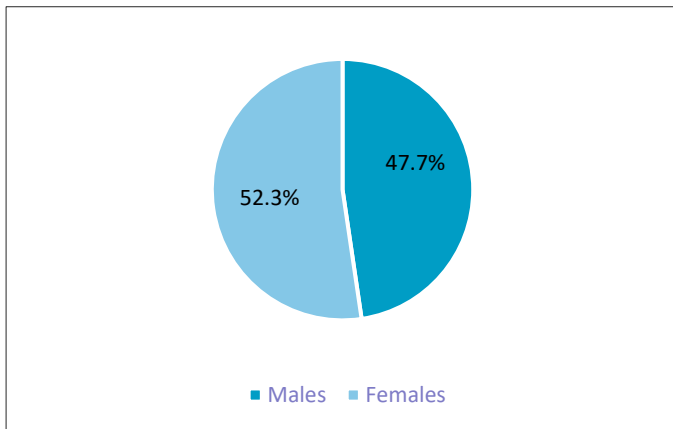
Number of Umrah performers increases by 8.7% in 2023

The total number of Umrah performers reached 26,856,833 in 2023, increasing by 8.7% compared to the previous year. The percentage of males was 55.9%, while the percentage of females was 44.1%. On the other hand, Saudi Umrah performers accounted for 14.1% of the total number of Umrah performers during the year.

Number of external Umrah performers exceeds 13.5 million in 2023

The total number of external Umrah performers reached 13,550,593 in 2023, representing an increase of 61.8% compared to 2022. The number of males was 6,458,542, amounting to 47.7%, while the total number of females was 7,092,051, making up 52.3% (Figure1). The percentage of Umrah performers who entered Saudi Arabia through airports was 84.3%, while the percentage of Umrah performers who arrived through land ports reached 15.1%.

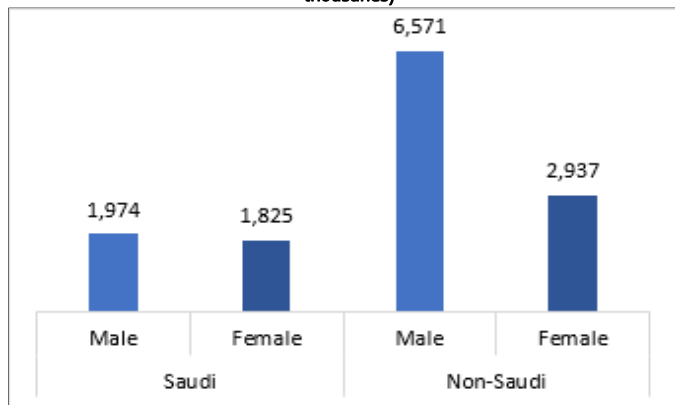
Figure1. Distribution of Umrah performers from abroad by sex.



Number of internal Umrah performers exceeds 13.3 million in 2023

In 2023, the total number of internal Umrah performers recorded a decrease by 18.6%, reaching 13,306,240,000, of which 3,798,801 are Saudis, accounting for 28.5%. However, non-Saudi Umrah performers amounted to 9,507,439, with a percentage of 71.5%. Number of internal male Umrah performers reached 8,544,690, making up 64.2%, while the percentage of females was 35.8% (Figure2).

Figure2. Distribution of internal Umrah performers by sex and nationality (in thousands)



Distribution of Umrah performers by month for both internal and external Umrah performers

The month of March recorded the largest number of external Umrah performers by 13.1% compared to the numbers recorded during the other months, with 1,769,360 Umrah performers, whereas the month of June recorded the lowest numbers with 237,717 external Umrah performers. On the other hand, April recorded the highest number of internal Umrah performers, with 4,269,765 Umrah performers by 32.1% compared to the rest of the months.

Percentage distribution of external Umrah performers by way of entry.

The results showed that the percentage of external Umrah performers coming through airports reached 84.3%, while the percentage of Umrah performers coming through land ports reached 15.1%, and the percentage of Umrah performers coming through sea ports reached 0.62% of the total external Umrah performers.

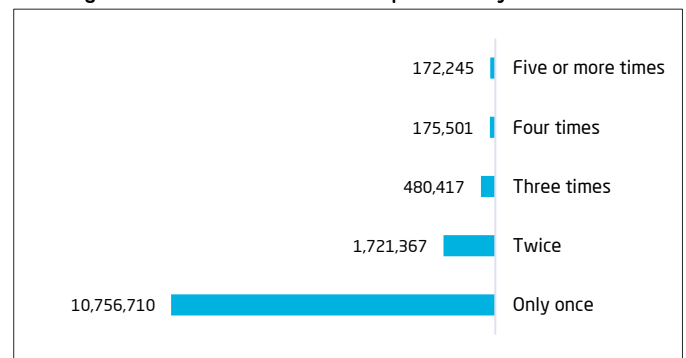
Distribution of internal Umrah performers by administrative region

Makkah region recorded the highest percentage of internal Umrah performers in 2023, at 71.9% of the total number of Umrah performers, with 9,565,468 Umrah performers. Saudis represented 21.4% of the total number of Umrah performers from Makkah region. Riyadh followed with 1,314,851 Umrah performers reaching 9.9%, while the Northern Border region was the lowest with 0.2%.

Distribution of internal Umrah performers by times and months of Umrah

The number of internal Umrah performers who performed Umrah once was 10,756,710, of which 63.6% were males and 36.4% were females. April recorded the highest percentage of internal Umrah performers who performed Umrah once at 36.8% (Figure3).

Figure3. Distribution of internal Umrah performers by times of Umrah



Entities involved in the organization of Umrah and total licensed hotels

Umrah was organized by 7,240 external agencies and 421 companies. The total number of licensed hotels in Makkah and Madinah reached 1,825 hotels and the number of scheduled bus trips to and from the Haram reached 1,105,300 trips.

Table1: Key indicators of the Umrah Statistics Publication :

Indicators	Unit	2023
Number of internal Umrah performers	Number	13306240
Number of external Umrah performers		13,550,593
Total number of Umrah performers		26,856,833
Number of bus trips to and from two holly mosques		1,105,300
Percentage of Umrah performers arriving by air transport	Percentage	84.3%
Percentage of external Umrah performers in March		13.1%
Percentage of internal Umrah performers (one time)		80.8%
Percentage of Umrah performers in Makkah region		71.9%

Source: [Tables](#).

Reference metadata

Umrah statistics publication is issued in an annual basis. It presents the numbers and percentages of Umrah performers based on the source of data which is the administrative records of the Ministry of Hajj and Umrah for internal Umrah performers as data is collected according to (sex, nationality (Saudi/non-Saudi), administrative region, age groups, Umrah months, and number of times of Umrah). This includes all citizens and residents of the Kingdom who performed Umrah regardless of their usual place of residence or their usual environment. As for external Umrah performers, data is collected from the Pilgrims Experience Program according to sex, and the month in which the Umrah was performed. All non-residents of the Kingdom are counted regardless of the type of entry/visit visa in the Kingdom.

[For more details, go to the reference metadata report.](#)