



الهيئة العامة للإحصاء
General Authority for Statistics

Average Prices of Goods and Services

April 2019



Contents

No.	Subject	No. Page
1	Introduction	3
2	Methodology of Average Prices of Goods and Services	4
3	Movements of average prices of goods and services (Tables)	11



Introduction:

As part of its efforts to draw a clear picture of what is going on in the Kingdom's markets, the General Authority for Statistics has constructed several indicators through which the movements of prices of goods and services and the changes that may occur from time to time in the retail market (Consumer Price Index) as well as wholesale prices (Wholesale Price Index) according to a methodology specific to each.

Since the prices collected for the goods and services included in the creation of the Indices of consumer price index and wholesale prices are carried out according to the regulations of their own methodology, including the way in which the basket of goods and services as well as commodity specifications are determined, the need to work to follow the movement of prices of goods and services in the markets according to A different statistical approach and methodology that is flexible and inclusive in the name of "average prices in the Kingdom of Saudi Arabia" in response to the need of a large number of beneficiaries who want to obtain prices of some goods directly without using these prices to calculate other indicators except change ratios from period to period.

General Authority for Statistics

Price statistics Division

P.O. 3735 Riyadh 11481

<http://www.stats.gov.sa>

E-mail: Info@stats.gov.sa



First: Definitionally Data

Definition:

Average prices are defined as a statistical metric of the changes in any term prices with classifications of fixed and specific period.

Description:

An indicator that measures the movements of the prices of goods and services in the markets according to a statistical methodology that follows special regulations and restrictions that are comprehensive, flexible and quality by calculating average prices, monthly, quarterly and annual changes at the city level and at the Kingdom's level. As well as the most significant monthly relative changes.

Related Terms and Definitions:

Goods and Services:

Most consumed goods and services by household consumer for living purposes.

Point of Sale:

Establishments or units from which the price data of goods and services included in the basket of goods are collected, such as retail stores such as grocery stores and clothing stores, as well as various consumer services such as physicians, tailoring, car maintenance, apartments and hotels, Head) and other service shops.

Average Prices:

The sum of the product's total price divided by the number of pricing.

Constructional Goods:

Main goods that are related to the construction of housing and government contracts (Iron, Cables, etc.).

Continuity:

To guarantee the continuity of practicing the activity for a long period of time.

Frequency:

Purchasing movement in the sale point.

Rate Change:

The rate of change between an existing period and a previous period.



Objectives:

The Kingdom of Saudi Arabia's average price program aims at the publication of the prices of retail goods and services and their changes from time to time, concerning a list of goods and services of interest to the consumer, where their specifications are determined accurately to calculate their average prices within every sole city and at the level of the Kingdom as a whole.

Periodic Publication:

The results of average prices of goods and services are published monthly.

Data Source:

Data are collected from retail sources, factories, suppliers and service delivery stores.

Coverage:

Spatial Coverage

The survey of price averages covers all 13 regions of the Kingdom, where price data are collected from sixteen major cities representing thirteen cities, including the administrative regions (Riyadh, Makkah, Madinah, Buraydah, Dammam, Abha, Tabuk, Hail, Arar, Jazan, Najran, Baha, and Sakaka) as well as three other cities (Jeddah, Taif, Hofuf).

Time Coverage:

Most goods and services basket items are collected monthly according to a specific pricing plan.

Used Classification Methodology:

Special classification appropriate to the nature of the program and includes a list of the basket of goods and services that meet the interests and needs of beneficiaries, according to the following classification:

Classification of Goods by Use of Material	Group	No. Items
Goods of Final Consumption	Food Goods	88
	Non-Food Goods	15
	Service Goods	13
Intermediate Consumption Goods	Feed and Livestock	8
	Construction	37
Total		161



Goods and Services Basket:

The basket of goods and services was selected based on the relative importance of the consumer and the requests of the beneficiaries, after reviewing the availability of those items with fixed specifications in all the research areas.

Main Results and Indicators:

- 1) Average prices and monthly, quarterly and annual changes for all cities.
- 2) Average monthly prices of cities.
- 3) Quarterly, semi-annual and annual average prices for all cities.
- 4) Monthly price averages for all cities.
- 5) Highlights of monthly relative changes.
- 6) Average prices of some construction materials for all cities during the year.

Beneficiaries:

1. Departments that are concerned with statistical analysis and reports in the Authority.
2. Regional and international organizations.
3. Academic researchers and investors.
4. Number of other beneficiaries (internal and external).

Benefits:

Data of the average prices of goods and services are a statistical means of:

1. Supports the implementation of some appropriate economic decisions by the official authorities through monitoring the movements of average prices of goods and services and its components.
2. Supporting researchers and investors by knowing the average prices of goods and services in the Kingdom.
3. Measuring changes in prices of goods and services that the consumer buys from time to time.
4. It can be relied upon in the economic and statistical analyzes of price movements and future forecasts during different periods of time.
5. Data on average goods and services prices help estimate contractors' compensation in government contracts.

Second: Survey Methodology

Research Requirements:

To determine their requirements and needs, the survey should be conducted in consultation with the clients benefiting from the results of average prices of goods and services. This communication continues to ensure that the needs of the beneficiaries are met during the development processes of the survey.



Designing the Survey Form:

In the first beginnings of creating the survey in (2009), a paper form was designed to collect data from points of sale. The design was formed to refer to geographical indications to reach points of sale such as:(shop number, shop name, city, neighborhood, alley number, sector number, block number, street, location, and coordinates).

The form also includes a description of the item or service to be monitored for its price, specifications and changes, such as: (item code, item name, specifications, unit, price, analysis code and field notes).

In the year 2016, the form was applied electronically to the collection of data through electronic devices. The electronic form included additional data added to the original data included in the paper form, such as: (activation of the coordination feature, increasing the quality and reliability of prices, data is collected through tablets technology).

The Frame:

The general framework of the establishments census was based on the selection of the sample based on the consumer price index sample, in addition to the construction goods.

The Sample:

The basket of goods and services was selected based on their importance to the family, the construction goods were selected as the main goods in the construction of the house for the family and government contracts. While the points of sale from which prices of different goods and services were collected were based on:

1. Use the framework of the enumeration of enterprises.
2. Several factors are available at the selected point of sale such as (permanence, frequency).
3. Consider the spread of points of sale at the city level in all directions.
4. Considering the diversity of point of sale (hypermarket, supermarket, catering, specialized shop, shop).

Sampling Unit:

The sampling units in the survey of price averages are:

1. Consumer goods obtained by the individual from points of sale at the retail price or factories and suppliers.
2. The service received by the individual from points of service delivery at retail price.

Collecting Data:

The method of data collection was determined according to several controls and criteria as follows:



1. Commitment to the approved pricing method with the specifications guide for each item in the survey.
2. Adopt the method of collecting price data from point of sale personally by interviewing.
3. Data collection using tablets instead of writings for more efficiency.
4. Approve the price of the day of visit to the point of sale according to the approved pricing plan for the item.
5. Commitment to the standard specified for each item.

Data Collection Tools:

Researchers in the field collect data from tablet devices equipped with technical support programs.

Upload and Archive Data and Metadata Collected on Databases:

In the field, the researcher performs the direct input of the data collected using the handheld devices in all the research cities.

- Tablets are linked to a central database where processing is automated.
- Using researchers for the synchronization feature available on tablets, data collected directly on the databases are loaded.

Auditing Data and Assuring Its Quality:

Auditing data and assuring its quality can be done by:

1. Making sure of prices and data comprehension and logicity.
2. Revising all prices and editing them if needed (all over the city and all over Saudi Arabia)
3. Checking the revision reports and editing them if needed.
4. Using technology to revise the other elements of data quality (autocorrecting rules, coordinates...etc.) so that the pricing plan can be implemented quickly.
5. Constant follow up by the program supervisor and the regions supervisors.
6. Applying a re-visiting form by (the supervisor or quality observer). The form would ask for another visit to the sale point, from which data are collected, just to make sure that all data are correct and accurate.
7. Comparing the randomly chosen commodity prices.
8. Applying commodity Concealment processors and resources change.

Follow-up with Data Collectors:

Data collection is subject to automatic follow-up by connecting and synchronizing the supervisor's desktop software with the tablets used by the researcher to alert them to the presence of observations or errors about the data entered into the system. The



team of specialists in the central administration and branches and offices of the Authority have frequent periodic visits to each city of research according to a specific time schedule, and the quality sample is automatically withdrawn at the level of the city and researcher and alerting researchers to the existence of any observations or errors about the data entered into the system.

Follow-up of Data Providers:

Survey supervisors in various regions of the Kingdom periodically conduct several visits and communications to several data providers to verify the validity of the data collected and the way the interviewer interviewed the data provider.

Equations used and calculation process:

The average price of goods and services is calculated on an arithmetic basis.

The rate of change in prices of goods and services is calculated as follows:

Change rate = (average of current period - average of previous period) / average of previous period × 100.

Downloading the Output of Databases:

All data outputs resulting from the calculations are loaded and saved to editable databases.

Review and Process Outputs:

The Department reviews and processes the data through an automated audit system and correction rules developed to detect errors and irregular numbers.

Data Confidentiality:

Commitment to data confidentiality and use them for statistical purposes of the General Authority for Statistics only.

Publishing:

Data are published according to the following methodology:

1. Publishing the commodity and services average price results monthly.
2. Publishing them on specified and announced dates on the authority official website.
3. The authority official website www.stats.gov.sa is a certified and official publishing platform.
4. Providing all kinds of beneficiaries with the results using the appropriate mechanism.

Evaluation and Data Quality:

To ensure the highest accuracy in the data, it is necessary to follow the progress of work in all stages of the office and field and to ensure the complete collection of data



according to the specific specifications and periodicity of each of the items included in the program. The main lines for the application of quality are as follows:

- Preparation of various software to examine the data and ensure accuracy, and development continuously.
- Use tablet pricing devices and set up special programs linked to POS sites to ensure that the researcher arrives at the desired site and adheres to the pricing timing as well.
- A team of specialists in the central administration and branches and offices of the Authority to conduct frequent periodic visits to each city of research according to a specific time schedule so that the quality sample is drawn automatically and deliberately at the level of the city and researcher.
- Evaluate work periodically.
- Monitoring and studying the remarks and suggestions received from the beneficiaries of the results to improve the quality of the data in the future.



Movements of average prices of goods and services (Tables)

متوسطات الأسعار والتغيرات الشهرية والربعية والسنوية لجميع المدن (شهر أبريل 2019)
Average prices monthly, quarterly and annual changes for All cities (April 2019)

Table 1-1

جدول 1-1

Item	Unit	متوسطات الاسعار Average Prices			نسبة التغير من ابريل 2019 إلى percent change for Apr 2019 to			الوحدة	البنء
		أبريل APR 2019	مارس MAR 2019	يناير JAN 2019	أبريل APR 2018	مارس MAR 2019	يناير JAN 2019		
First:Goods of final Consumption									
Food commodities									
Wheat flour, local, brown(Grain Silos)	1kg	2.41	2.45	2.48	2.38	-1.35	-2.82	1.26	1كجم (دقيق قمح محلي (صوامع القلال))
Wheat flour, local,white(Grain Silos)	2kg	3.8	3.8	3.83	3.74	-0.05	-0.78	1.47	2كجم (دقيق قمح محلي أبيض(صوامع القلال))
Rice, Basmati, White Indian (Al Mehideb)	10kg	83.69	83.53	83.44	83.2	0.19	0.31	0.59	10كجم (أرز بسمتي أبيض هندي(المهيدب))
Rice, Maza Indian(Abu Kas)	10kg	69.16	69.35	69.03	68.06	-0.27	0.19	1.61	10كجم (أرز مزه هندي (أبو كاس))
Sheariya, Perfetto	250gm	4.58	4.66	4.64	4.64	-1.87	-1.42	-1.38	250جم عيوه بيرفيتو
Macaroni, Perfetto, Local	500gm	4.62	4.72	4.69	4.73	-2.2	-1.53	-2.26	500جم عيوه مكرونة بيرفيتو محلي
Soup of Oats, canned (Quaker)	500gm	8.38	8.49	8.52	8.83	-1.2	-1.57	-5.02	500جم عيوه شوربة علب شوفان
Bread, white	4loaves	1.03	1.04	1.03	1.03	-0.19	-0.1	0.19	4 أرغفة خبز أبيض مفروء
Cattle Meat, fresh	1kg	37.31	37.82	37.6	37.96	-1.37	-0.77	-1.72	1كجم لحم بقر طازج
Sheep Meat, fresh	1kg	48.72	48.25	48.08	47.29	0.97	1.33	3.03	1كجم لحم ضأن طازج
Camel Meat, fresh	1kg	40.18	39.38	39.02	38.41	2.04	2.97	4.61	1كجم لحم حمل طازج
Sheep Meat, cooled imported	1kg	37.46	37.59	37.09	37.97	-0.34	1.01	-1.35	1كجم لحم ضأن مبرد مستورد
Chicken, fresh, local (Faqih)	900gm	13.33	13.33	13.33	13.08	0.01	-0.01	1.92	900جم دجاج طازج محلي(فقيه)
Chicken, frozen, local (Al wataniya)	900gm	12.1	12.14	12.07	11.66	-0.26	0.31	3.82	900جم دجاج مجمء محلي(الوطنية)
Chicken, frozen imported (Doux)	900gm	12.55	12.75	12.62	11.5	-1.53	-0.52	9.18	900جم دجاج مجمء مستورد(دو)
Fish, fresh, (Kanaad)	1kg	54.79	55.41	55.79	53.69	-1.12	-1.78	2.07	1كجم سمك طازج كنء
Fish, fresh, (Hamour)	1kg	44.66	44.86	45.71	43.27	-0.43	-2.29	3.21	1كجم سمك طازج هامور
Shrimp, peeled, fresh	1kg	76.41	76.67	76.8	77.04	-0.34	-0.51	-0.82	1كجم روبيان طازج مقشر
Milk, fresh, local (Al Maraai)	1L	4.53	4.53	4.53	4.19	-0.02	-0.02	8.02	لتر حليب طازج محلي(المراعي)
Milk, Liquid, Canned (Boni)	170gm	2.74	2.7	2.69	2.71	1.59	2.16	1.26	170جم حليب سائل معلب(بوني)
Milk, Powder, canned (Nido)	1.8kg	56.15	57.03	57.96	58.98	-1.55	-3.12	-4.79	1.8كجم حليب بودرة معلب(نيدو)
Milk, Newborn Babies (Similac 1)	400 gm	30.15	30.19	30.14	29.98	-0.12	0.03	0.56	400جم حليب أطفال حديثي الولادة(سميلاك 1)
Milk, fresh, local (Al Saffi)	1.5L	5.39	5.39	5.37	5.29	-0.07	0.3	1.82	1.5 لتر لبن طازج محلي(الصافي)
Yoghurt, (Al Saffi)	170gm	1.04	1.04	1.04	1.04	-0.19	0	-0.29	170جم عيوه لبن زبادي - روب(الصافي)
Cream, (Al Tag)	155 gm	4.71	4.69	4.7	4.61	0.34	0.3	2.26	155جم عيوه قشطء التءج
Cheese, Canned, Schieder (Kraft)	106 gm	5.17	5.18	5.19	5.13	-0.23	-0.48	0.66	106جم جبن شيدر علب(كرفت)
Cheese, Cupped, Local (Al Marrai)	500 gm	15.43	15.1	15.19	15.36	2.18	1.58	0.47	500جم جبن كاساء محلي(المراعي)
Cheese, Cupped imported, (Kraft)	140gm	6.27	6.25	6.24	6.2	0.38	0.42	1.19	140جم جبن كاساء مستورد(كرفت)
Cheese, triangles (Lavache quri)	Pack	3.96	3.91	3.93	3.92	1.23	0.71	0.84	علبة جبن مثلثات(لافش كيري)
Eggs, local, medium	plate	14.24	14.81	15.3	13.56	-3.84	-6.89	5	طبق بيض محلي
Butter, Lurpak	100gm	5.19	5.18	5.16	5	0.21	0.68	3.76	100جم زبدء (لورباك)
Olive oil, imported (Al Wazir)	500ml	17.66	17.52	17.69	17.23	0.82	-0.15	2.54	500ملى زيت زيتون مستورد(الوزير)
Maize oil, (cooking), Afiya	1.8L	21.06	21.21	21.62	21.82	-0.69	-2.61	-3.48	1.8 لتر زيت ذرة (للتطهي) عافية
Vegetable oil, (frying) Al arabi	1.8L	15.05	15.3	15.24	15.12	-1.62	-1.23	-0.45	1.8 لتر زيت نباتي (للقلي) العربي
Pumpkin	1kg	7.04	6.79	5.86	6.74	3.65	20.02	4.47	1كجم قرقع عسلي
Cabbage, white	1kg	3.19	3.16	3.08	2.93	1.11	3.8	8.98	1كجم ملفوف أبيض
Parsley	Bundle	0.96	0.97	1.02	0.99	-1.13	-5.61	-2.84	حزمة بقءوس
Spinach	Bundle	1.09	1.1	1.15	1.11	-0.82	-5.63	-1.45	حزمة سباخ
Beans, green	1kg	10.37	10.11	10.07	9.77	2.52	2.94	6.17	1كجم فاصوليا خضراء
Tomatoes, local	1kg	4.73	4.7	4.99	4.6	0.51	-5.33	2.81	1كجم طماطم محلي
Tomatoes, imported	1kg	4.84	4.96	5.15	4.84	-2.54	-6.13	-0.06	1كجم طماطم مستورد
Garlic, Chinese	1kg	8.2	8.07	8.03	8.8	1.62	2.14	-6.74	1كجم ثوم صيني
Okra, local	1kg	17.3	16.48	15.72	15.31	4.97	10.09	13	1كجم بامية محلي

أولاً : سلع الاستهلاك النهائي

السلع الغذائية

متوسطات الأسعار والتغيرات الشهرية والربعية والسنوية لجميع المدن (شهر أبريل 2019)
Average prices monthly, quarterly and annual changes for All cities (April 2019)

Table 1-1

جدول 1-1

Item	Unit	متوسطات الاسعار Average Prices			نسبة التغير من ابريل 2019 إلى percent change for Apr 2019 to			الوحدة	البلد	
		أبريل APR 2019	مارس MAR 2019	يناير JAN 2019	أبريل APR 2018	مارس MAR 2019	يناير JAN 2019			أبريل APR 2018
Corchorus, local	Bundle	2.32	2.31	2.3	2.26	0.43	1.05	2.61	حزمة	ملوخية محلي
Eggplants, black, local	1kg	4.24	4.26	4.33	4.28	-0.28	-2.01	-0.82	كجم	بانجان أسود محلي
Zucchini, local	1kg	5.3	5.37	5.66	5.18	-1.21	-6.41	2.36	كجم	كوسة محلي
Cucumbers, local	1kg	4.62	4.52	4.4	4.41	2.3	4.88	4.67	كجم	خيار محلي
Peppers, green, local	1kg	7.85	8	8.48	7.65	-1.93	-7.47	2.59	كجم	فلفل أخضر بارد محلي
Chili, green, local	1kg	8.62	8.99	9.09	8.47	-4.18	-5.24	1.74	كجم	فلفل أخضر حار محلي
Lettuce, local	1kg	5.82	5.92	6.51	5.7	-1.66	-10.59	2.09	كجم	خس محلي
WaterCress, local	Bundle	0.95	0.97	1.01	0.98	-1.87	-5.86	-3.66	حزمة	جرجير محلي
Onion, local	1kg	3.01	3.02	3.15	3.05	-0.56	-4.48	-1.44	كجم	بصل مدور محلي
Onion, imported	1kg	3.58	3.56	3.66	3.47	0.65	-2	3.2	كجم	بصل مدور مستورد
Beans, Medammes (Hadaeq California)	Pack	3.74	3.75	3.69	3.63	-0.43	1.27	3	عبوة	فول مدمس (حدائق كاليفورنيا)
Tomatoes, Paste, local (Saudia	135gm	1.52	1.53	1.53	1.52	-0.46	-0.72	0	جم 135	صلصة طماطم محلي (السعودية)
Lentils	1kg	8.35	8.3	8.44	8.99	0.64	-1.01	-7.1	كجم	عدس
Potatoes, medium, local	1kg	3.41	3.48	3.73	3.15	-1.9	-8.6	8.25	كجم	بطاطس وسط محلي
Carrots, local	1kg	4.41	4.41	4.6	4.43	0.11	-3.98	-0.34	كجم	جزر محلي
Fig, local	1kg	15.05	14.49	14.77	19.13	3.83	1.84	-21.36	كجم	تين محلي
Plums	1kg	13.4	13.67	13.46	13.65	-1.98	-0.5	-1.89	كجم	برقوق / بخاري تركي
Banana, Philippines Alsharbatli	1kg	5.01	5.07	4.93	5.71	-1.03	1.79	-12.16	كجم	موز الفلبيني
Apples, red, American	1kg	7.34	7.38	7.44	7.26	-0.53	-1.42	1.07	كجم	تفاح أحمر أمريكي
Apples, Yellow	1kg	7.37	7.32	7.42	7.64	0.68	-0.71	-3.5	كجم	تفاح أصفر
Grapes, local	1kg	11.13	10.91	11.45	12.14	2	-2.82	-8.35	كجم	عنب محلي
Grapes, Lebanese	1kg	13.4	13.2	13.45	13.87	1.51	-0.39	-3.41	كجم	عنب لبناني
Orange, Abu Sorra Egyptian	1kg	4.61	4.3	4.37	4.96	7.2	5.66	-7.07	كجم	برتقال أبو صرة مصري
Mandarin, Pakistani	1kg	5.59	5.57	5.42	5.97	0.32	3.03	-6.39	كجم	يوسفي باكستاني
Watermelon, local	1kg	2.79	2.66	2.82	2.9	4.74	-1.21	-4	كجم	حجرب (بطيخ) محلي
Melon, local	1kg	3.92	4.41	4.14	4.38	-11.19	-5.31	-10.42	كجم	شمام محلي
Pears, Medium, Lebanese	1kg	10.97	10.97	11.19	11.2	-0.05	-2.02	-2.07	كجم	كمثرى وسط لبناني
Dates, Rotab	1kg	12.84	12.8	13.03	12.87	0.25	-1.49	-0.27	كجم	تمر (رطب)
Peach, Lebanese	1kg	14.77	15.11	15.12	15.24	-2.22	-2.31	-3.1	كجم	خوخ لبناني
Pomegranates, Indian	1kg	11.81	12.39	13.6	14.08	-4.66	-13.18	-16.16	كجم	رمان هندي
Lemon, medium, Africa	1kg	6.99	6.87	6.76	7.45	1.66	3.37	-6.28	كجم	ليمون وسط أفريقي
Mango, Pakistani	1kg	13.04	13.14	12.68	12.38	-0.77	2.89	5.31	كجم	منجا باكستاني
Dates, (Maknoz, Khilas	1kg	14.82	14.89	14.43	14.67	-0.42	2.72	1.04	كجم	تمر (مكوز) إطلاص
Olives, black, Spanish	1kg	16.77	16.7	16.26	15.61	0.38	3.1	7.39	كجم 1	زيتون أسود أسباني
Sugar, soft, Al Ossra	10kg	27.26	27.59	28.5	29.76	-1.2	-4.35	-8.42	كجم 10	سكر ناعم (الأسرة)
Honey, imported (Langilies)	1kg	64.69	64.56	62.72	62.04	0.2	3.14	4.26	كجم 1	عسل نحل مستورد (لانجليز)
Tea, black, loose	1.2 kg	42.82	42.66	42.99	42.64	0.38	-0.4	0.42	كجم 1.2	شاي أسود فربط (بيع)
Coffee beans, Hrari	1kg	36.5	36.34	36.11	36.21	0.43	1.07	0.8	كجم	بن حب - هرري
Coffee beans, Loqmati	1kg	26.28	26.32	25.81	26.75	-0.15	1.85	-1.76	كجم	بن حب - لقمتي
Coffee, instant, (Nescafé)	100gm	19.05	19.17	19.02	18.93	-0.61	0.16	0.68	جم 100	قهوة سريعة التحضير (نسكافية)
Cardamom, American	1kg	112.92	110.76	106.57	95.74	1.95	5.96	17.94	كجم	هيل أمريكي
Cardomom, Indian	1kg	113.1	112.63	108.05	102.96	0.42	4.68	9.85	كجم	هيل هندي
Soft Drinks	Pack	2.51	2.52	2.51	2.51	-0.16	-0.08	0.16	عليه	مشروبات غازية محلي
Water, Healthy	1.5L	2.03	2.02	2.02	1.99	0.25	0.25	1.91	لتر 1.5	مياه صحية
Juice, orange, canned local (Rani)	Pack	1.05	1.05	1.04	1.04	0	0.77	1.06	عليه	عصير برتقال معلب محلي (راني)

متوسطات الأسعار والتغيرات الشهرية والربعية والسوية لجميع المدن (شهر أبريل 2019)
Average prices monthly, quarterly and annual changes for All cities (April 2019)

Table 1-1

جدول 1-1

Item	Unit	متوسطات الاسعار Average Prices			نسبة التغير من ابريل 2019 إلى percent change for Apr 2019 to			الوحدة	البنء	
		أبريل APR 2019	مارس MAR 2019	يناير JAN 2019	أبريل APR 2018	مارس MAR 2019	يناير JAN 2019			أبريل APR 2018
Non-food goods										
السلع غير الغذائية										
Cigarettes, Marlboro	Pack	25.14	25.07	25.14	25.06	0.27	0	0.32	عليه	سجائر مالبورو
Men summer dress (Al Aseel)	thope	82.23	82.77	83.28	82.57	-0.66	-1.27	-0.42	توب	توب صفي رجالي(الأصيل)
Shemagh, (Al Bassam)	shemagh	108.55	109.64	109.17	107.72	-0.99	-0.57	0.77	شماغ	شماغ(البسام)
Egal, Syrian	Egal	27.12	27.1	26.63	27.18	0.1	1.86	-0.2	عقال	عقال سوري
Shirt, internal, half sleeve (Al Aseel)	shirt	11.4	11.48	11.56	11.45	-0.77	-1.45	-0.52	فانلة	فانلة داخلية نصف كم(الأصيل)
Men's long trousers, (Al Aseel)	trousers	16.25	16.38	16.47	16.63	-0.79	-1.33	-2.27	سروال	سروال طويل رجالي(الأصيل)
Women's Mantle National	abayah	103.74	104.58	104.91	105.72	-0.8	-1.12	-1.87	عباءة	عباءة نسائية
Headdress, National	veil	23.92	23.86	24.12	24.51	0.24	-0.85	-2.42	شيلة	شيلة (طرحة)
Coal, local	1kg	7.42	7.3	7.25	7.29	1.67	2.3	1.71	كجم 1	فحم
Soap, powder for clothes (Tide)	110 gm	1.55	1.54	1.55	1.56	0.39	-0.26	-0.77	جم 110	صابون بودرة للملابس(تايد)
Soap, liquid for utensils (Fairy)	1L	13.11	12.98	12.76	12.43	0.96	2.76	5.48	لتر 1	صابون سائل للأواني(فيري)
Bleach for Clothes (Clorox)	Gallon	16.33	16.25	16.19	15.63	0.52	0.9	4.5	جالون	دواء غسيل (مبيض ملابس)كلوركس
Tissue paper, local (Fine)	Pack	2.79	2.78	2.7	2.61	0.58	3.52	7.1	علبة	مناديل ورق محلي(فاين)
Children diaper, local (Pampers)	Size 5	59.58	59.03	58.65	57.48	0.93	1.59	3.66	عبوة مقاس 5	حفاظ أطفال محلية(بامبرز)
Insecticide, spray (Reid)	Packag	9.54	9.56	9.72	9.73	-0.17	-1.82	-1.95	عبوة	مبيء حشرات بخاخ(ريد)
Services										
الخدمات										
Laundry's expenses of cleaning and ironing clothes	Service	3.43	3.44	3.44	3.39	-0.29	-0.32	1.18	خدمة	نفقات تنظيف وكوي الملابس بالمغسلة
Sewing for men and boys	Garment	85.7	85.59	85.05	85.84	0.12	0.76	-0.17	تفصيل توب	خياطة للرجال والأولاد
Sewing for women and girls	Garment	57.01	56.6	55.7	55.25	0.72	2.35	3.19	تفصيل توب	خياطة للنساء والبنات
Revealed a general practitioner	Visit	47.3	47.3	47.16	46.62	0	0.29	1.47	زيارة	كشف طبيب عام
Revealed a dentist	Visit	157.73	157.63	153.09	148.31	0.06	3.03	6.35	زيارة	كشف طبيب اسنان
Detection pediatrician	Visit	66.18	66.18	64.84	65.09	0	2.07	1.67	زيارة	كشف طبيب اطفال
Fix a car (mechanics)	Repair Cost	90.4	90.5	90.8	91.18	-0.11	-0.44	-0.85	اجرة اصلاح	اصلاح سيارة (ميكانيكا)
Oil change	Cost	79.72	79.92	79.64	78.9	-0.26	0.1	1.03	تكلفة	تغير زيت
The expenses of parties and weddings	Cost	13444.44	13073.61	14040.28	13600	2.84	-4.24	-1.14	تكلفة	نفقات الحفلات والافراح
The cost of cooking the sacrificial	Cost	243.56	245.66	244.43	240.8	-0.86	-0.36	1.14	تكلفة	تكلفة طبخ الذبيحة
Furnished apartment	Cost	221	221.03	214.02	223.31	-0.01	3.26	-1.03	تكلفة	شقه مفروشه
Hotel accommodation	One-Room Fees	418.08	423.69	438.83	473.25	-1.32	-4.73	-11.66	اجرة غرفة واحدة	اقامة بالفنادق
Hairdresser for men and boys	Hairdresse Fees	14.75	15.26	15.2	15.05	-3.34	-3.02	-2.03	اجرة حلاقة	حلاقة للرجال والأولاد
Second:Intermediate consumption goods										
ثانيا : سلع الاستهلاك الوسيط										
Feed and livestock										
الأعلاف والحيوانات الحية										
Barley, imported	50kg	40.7	40.7	40.74	40.83	0.01	-0.1	-0.31	كيس 50 كجم	شعير مستورد
Sheep, Najdi	1shep	1141.41	1129.49	1099.87	1097.6	1.06	3.78	3.99	خروف	غنم نجدى
Sheep, Naemi	1shep	1138.78	1123.67	1094.29	1065.92	1.34	4.07	6.84	خروف	غنم نعيمي
Sheep, Barbari	1shep	442.63	441	433.68	423.59	0.37	2.06	4.49	خروف	غنم بربري
Sheep,Soakny	1shep	747.57	742.5	730.14	742.21	0.68	2.39	0.72	خروف	غنم سواكنى
Sheep, Bohooves	1shep	1048.28	1028.28	987.93	997.59	1.95	6.11	5.08	خروف	غنم حربي
Billy goat	shep1	721.88	716.43	709.29	690.67	0.76	1.77	4.52	تيس	تيس بلدى (جذع)
Constructional goods										
السلع الإنشائية										
Reinforcing iron, 6mm national	Ton	3261.26	3230.73	3208.75	3240.27	0.95	1.64	0.65	طن	حديد تسليح 6مم وطنى
Reinforcing iron, 8mm national	Ton	2819.44	2574.91	2519.91	2651.59	9.5	11.89	6.33	طن	حديد تسليح 8مم وطنى
Reinforcing iron, 10mm national	Ton	2826.23	2584.81	2532.79	2646.16	9.34	11.59	6.81	طن	حديد تسليح 10 مم وطنى
Reinforcing iron, 12mm national	Ton	2476.06	2308.81	2226.92	2350.83	7.24	11.19	5.33	طن	حديد تسليح 12مم وطنى
Reinforcing iron, 14mm national	Ton	2476.4	2309.12	2227.61	2350.74	7.24	11.17	5.35	طن	حديد تسليح 14مم وطنى

متوسطات الأسعار والتغيرات الشهرية والربعية والسنوية لجميع المدن (شهر أبريل 2019)
Average prices monthly, quarterly and annual changes for All cities (April 2019)

Table 1-1

جدول 1-1

Item	Unit	متوسطات الاسعار Average Prices			نسبة التغير من ابريل 2019 إلى percent change for Apr 2019 to			الوحدة	البلد	
		أبريل APR 2019	مارس MAR 2019	يناير JAN 2019	أبريل APR 2018	مارس MAR 2019	يناير JAN 2019			أبريل APR 2018
Reinforcing iron, 16mm national	Ton	2475.91	2308.67	2226.92	2350.74	7.24	11.18	5.32	طن	حديد تسليح 16مم وطني
Reinforcing iron, 18mm national	Ton	2510.16	2476.12	2226.25	2329.74	1.37	12.75	7.74	طن	حديد تسليح 18مم وطني
Iron-binding cables Chinese	10Kg	43.86	43.48	42.78	42.22	0.88	2.52	3.87	كجم 10	كوابل ربط الحديد صيني
Cement, black, National	50kg	13.32	13.23	13.02	12.64	0.65	2.31	5.36	كيس 50 كجم	إسمنت أسود وطني
Cement, white, National	50kg	38.49	38.58	38.56	38.75	-0.24	-0.17	-0.66	كيس 50 كجم	إسمنت ابيض وطني
Block, black, 15cm	1000Blocks	1378.61	1393.4	1362.25	1423.6	-1.06	1.2	-3.16	بلوكه 1000	بلوك اسود مقاس 15سم
Block, black, 20cm	1000Blocks	1444.25	1452.13	1425.37	1489.41	-0.54	1.32	-3.03	بلوكه 1000	بلوك اسود مقاس 20سم
Marble tiles, National	2m	21.11	21.26	21.26	21.45	-0.69	-0.69	-1.55	2م	بلاط كسر رخام بلدي
Wood, Chilean	3m	1010.37	1002.12	998.91	1006.32	0.82	1.15	0.4	3م	خشب تشيلي
Wood, Romanian	3m	1005.94	1004.2	1001.14	1017	0.17	0.48	-1.09	3م	خشب روماني
Wood, Teak, African	3m	4471.63	4470	4504.21	4515.51	0.04	-0.72	-0.97	3م	خشب تيك أفريقي
Wood, Ablakash Indonesian	3m	2399.87	2406.36	2385.69	2402.35	-0.27	0.59	-0.1	3م	خشب أبلاكاش إندونيسي
Electrical wires, 2,5mm national	m	0.74	0.74	0.74	0.76	0	0.27	-2.11	متر	أسلاك كهربائية 2.5مم وطني
Electrical wires, 4mm national	m	1.1	1.1	1.09	1.13	-0.18	0.46	-2.93	متر	أسلاك كهربائية 4مم وطني
Electrical wires, 6mm national	m	1.71	1.7	1.7	1.74	0.23	0.71	-2.12	متر	أسلاك كهربائية 6مم وطني
Electrical cables, 10mm national	m	13.26	13.25	13.01	13.43	0.02	1.91	-1.27	متر	كوابل كهربائية 10مم وطني
Electrical cables, 25mm national	m	29.18	29.15	28.9	29.69	0.1	1	-1.71	متر	كوابل كهربائية 25مم وطني
Electrical cables, 35mm national	m	37.63	37.66	37.11	37.75	-0.1	1.39	-0.32	متر	كوابل كهربائية 35مم وطني
Electrical cables, 50mm national	m	51.31	51.39	50.67	52.08	-0.14	1.27	-1.48	متر	كوابل كهربائية 50مم وطني
Electrical cables, 70mm national	m	74.36	74.52	73.51	73.28	-0.21	1.15	1.46	متر	كوابل كهربائية 70مم وطني
Electrical cables, 95mm national	m	103.2	102.99	101.86	102.94	0.21	1.32	0.25	متر	كوابل كهربائية 95مم وطني
Electrical cables, 120mm national	m	130.67	130.25	129.46	128.43	0.33	0.94	1.74	متر	كوابل كهربائية 120مم وطني
Electrical cables, 300mm national	m	320.34	319.5	319.3	316.72	0.26	0.32	1.14	متر	كوابل كهربائية 300مم وطني
Sand, soft, white	3m	50.57	50.14	49.88	50.68	0.85	1.38	-0.22	3م	رمل ناعم ابيض
Mixed Sand (sand and pebble)	3m	42.83	42.87	42.91	42.01	-0.09	-0.19	1.96	3م	مخلوط (رمل و بحص)
Red Sand	3m	22.8	22.75	22.76	22.98	0.25	0.17	-0.75	3م	رمل احمر
Resistant Concrete 350 K	3m	189.88	189.98	189.25	189.79	-0.05	0.33	0.05	3م	خرسانة مقاوم 350ك
Resistant Concrete 250 K	3m	171.29	172.49	171.04	171.08	-0.7	0.15	0.12	3م	خرسانة مقاوم 250ك
Normal Concrete 350 K	3m	180.28	181.81	179.5	180.09	-0.84	0.44	0.11	3م	خرسانة عادي 350ك
Normal Concrete 250 K	3m	161.92	163.23	162.14	161.33	-0.8	-0.13	0.37	3م	خرسانة عادي 250ك
National Gypsum	40 kg	11.13	10.96	10.99	11.36	1.59	1.31	-2.02	كيس 40 كجم	جبس وطني
Aluminum (Saudi, Arch side)	5.8 m	65.68	65.64	66.17	66.47	0.06	-0.74	-1.19	5.8 م	ألومنيوم (حلق جنب سموودي)

(*) Has been modified for the specification of the item

(*) يوجد تعديل لمواصفة البند



The Most Prominent Relative Changes Monthly

For All cities



السلع والخدمات التي سجلت أكبر نسبة ارتفاع خلال شهر
أبريل 2019 مقارنة بشهر مارس 2019

Goods and services that recorded the highest percentage increase during the month

April 2019 comparing to March 2019

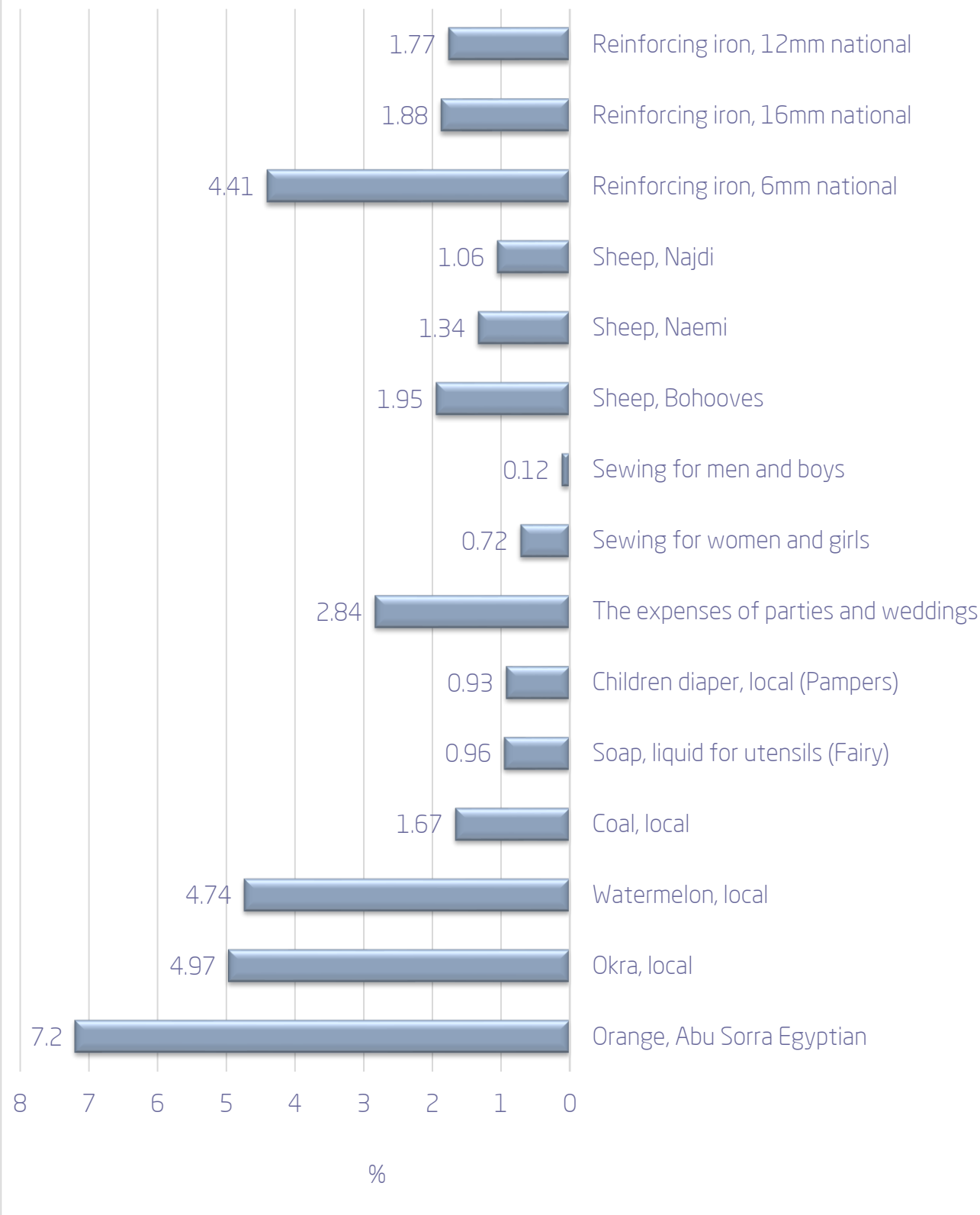
Table 5-1 (1)

جدول 5-1 (1)

Item	نسبة التغير Percent Change	البند
First:Goods of final Consumption		أولاً : سلع الاستهلاك النهائي
Food commodities		السلع الغذائية
Orange, Abu Sorra Egyptian	7.2	برتقال أبو صرة مصري
Okra, local	4.97	بامية محلي
Watermelon, local	4.74	حبيب (بطيخ) محلي
Fig, local	3.83	تين محلي
Pumpkin	3.65	قرع عسلي
Non-food goods		السلع غير الغذائية
Coal, local	1.67	فحم
Soap, liquid for utensils (Fairy)	0.96	صابون سائل للأواني(فيري)
Children diaper, local (Pampers)	0.93	حفاظ أطفال محلية(памبرز)
Tissue paper, local (Fine	0.58	مناديل ورق محلي(فاين)
Bleach for Clothes (Clorox)	0.52	دواء غسيل (مبيض ملابس)كلوركس
Services		الخدمات
The expenses of parties and weddings	2.84	نفقات الحفلات والافراح
Sewing for women and girls	0.72	خياطة للنساء والبنات
Sewing for men and boys	0.12	خياطة للرجال والأولاد
Revealed a dentist	0.06	كشف طبيب اسنان
Second:Intermediate consumption goods		ثانياً : سلع الاستهلاك الوسيط
Feed and livestock		الأعلاف والحيوانات الحية
Sheep, Bohooves	1.95	غنم حربي
Sheep, Naemi	1.34	غنم نعيمة
Sheep, Najdi	1.06	غنم نجدية
Billy goat	0.76	تيس بلدي (جذع)
Sheep,Soakny	0.68	غنم سواكني
Constructional goods		السلع الإنشائية
Reinforcing iron, 6mm national	4.41	حديد تسليح 6مم وطني
Reinforcing iron, 16mm national	1.88	حديد تسليح 16مم وطني
Reinforcing iron, 12mm national	1.77	حديد تسليح 12مم وطني
Reinforcing iron, 14mm national	1.74	حديد تسليح 14مم وطني
Reinforcing iron, 8mm national	1.67	حديد تسليح 8مم وطني



Goods and services that recorded the highest percentage increase in April 2019 comparing to March 2019



السلع والخدمات التي سجلت أكبر نسبة انخفاض خلال شهر
أبريل 2019 مقارنة بشهر مارس 2019

Goods and services that recorded the highest percentage decrease during the month
April 2019 compared to March 2019

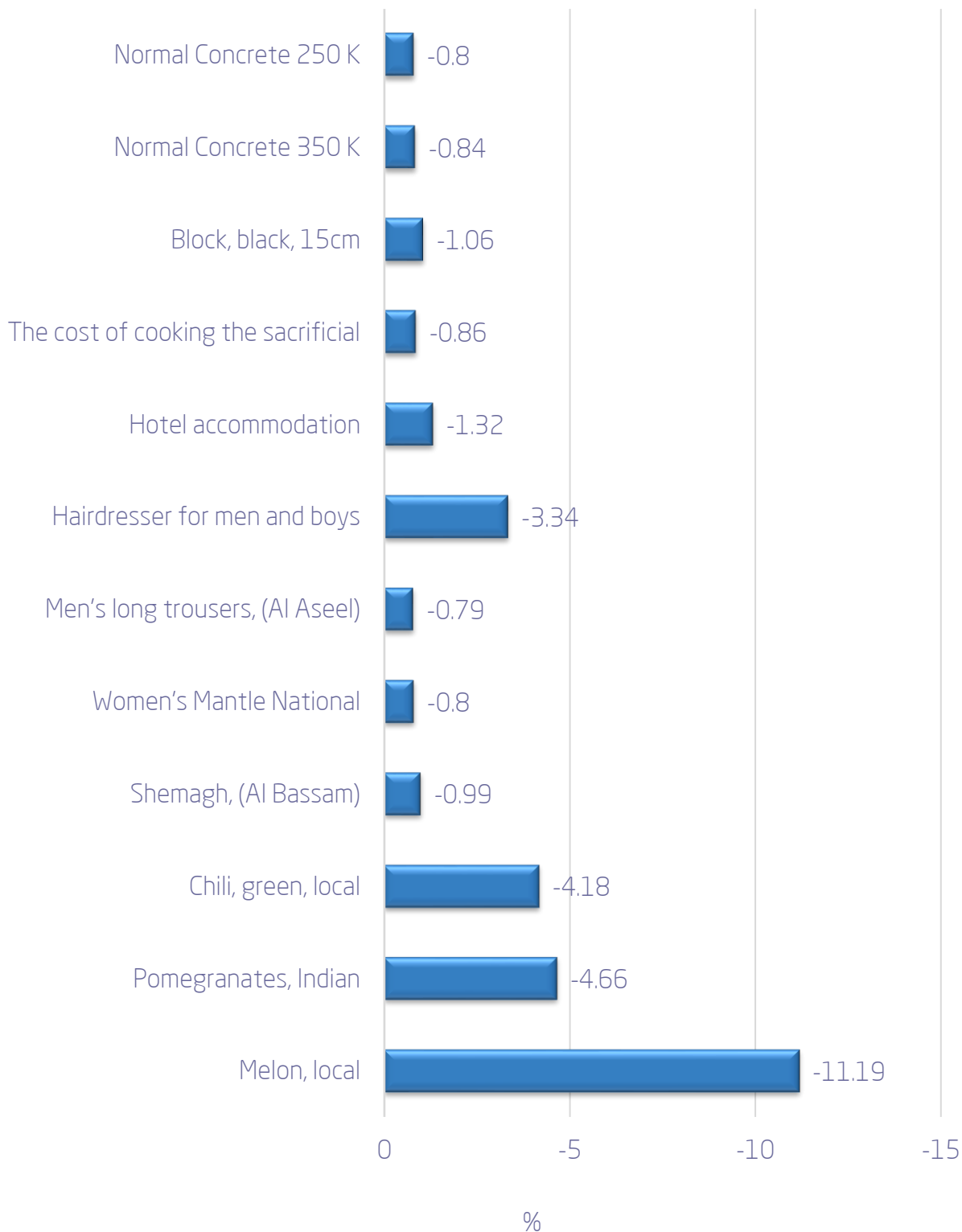
Table 5-1 (2)

جدول 5-1 (2)

Item	نسبة التغير Percent Change	البند
First:Goods of final Consumption		أولاً : سلع الاستهلاك النهائي
Food commodities		السلع الغذائية
Melon, local	-11.19	شمام محلي
Pomegranates, Indian	-4.66	رمان هندي
Chili, green, local	-4.18	فلفل أخضر حار محلي
Eggs, local, medium	-3.84	بيض محلي
Tomatoes, imported	-2.54	طماطم مستورد
Non-food goods		السلع غير الغذائية
Shemagh, (Al Bassam)	-0.99	شماغ(السام)
Women's Mantle National	-0.8	عباءة نسائية
Men's long trousers, (Al Aseel)	-0.79	سروال طويل رجالي(الأصيل)
Shirt, internal, half sleeve (Al Aseel)	-0.77	فانلة داخلية نصف كم(الأصيل)
Men summer dress (Al Aseel)	-0.66	توب صيفي رجالي(الأصيل)
Services		الخدمات
Hairdresser for men and boys	-3.34	حلاقة للرجال والاولاد
Hotel accommodation	-1.32	اقامة بالفنادق
The cost of cooking the sacrificial	-0.86	تكلفة طبخ الذبيحة
Laundry's expenses of cleaning and ironing clothes	-0.29	نفقات تنظيف وكوي الملابس بالمفصلة
Oil change	-0.26	تغير زيت
Second:Intermediate consumption goods		ثانياً : سلع الاستهلاك الوسيط
Constructional goods		السلع الإنشائية
Block, black, 15cm	-1.06	بلوك اسود مقاس 15سم
Normal Concrete 350 K	-0.84	خرسانة عادي 350ك
Normal Concrete 250 K	-0.8	خرسانة عادي 250ك
Resistant Concrete 250 K	-0.7	خرسانة مقاوم 250ك
Marble tiles, National	-0.69	بلاط كسر رخام بلدي



Goods and services that recorded the highest percentage decrease in April 2019 comparing to March 2019




متوسط أسعار بعض المواد الإنشائية لجميع المدن خلال عام 2019م

Average prices of some construction materials all cities during 2019

Saudi Riyals

ريال سعودي

الأخشاب Timber (متر مكعب) M3	الكابيل Cabling (متر طولي) M	الأسمنت Cement كيس (50) كيلو Bag (50) kg	الحديد Iron (طن) Ton	الخرسانة الجاهزة Ready-mixed concrete (متر مكعب) M3	التاريخ الهجري Hijri Date	الشهر Month
2273.3	31.3	12.7	2218.5	154.28	قبل 1427/12/11هـ	متوسط عام 2006م Ann.avaerge
2629.6	30.86	13.01	2443	175.48	1440/04/25 1440/05/25	يناير Jan
2633.44	30.94	13.11	2519	177.2	1440/05/26 1440/06/23	فبراير Feb
2626.16	31.26	13.12	2687	176.88	1440/06/24 1440/07/24	مارس Mar
2627.29	31.25	13.16	2743	175.84	1440/07/25 1440/08/25	أبريل Apr



الهيئة العامة للإحصاء
General Authority for Statistics

