



الهيئة العامة للإحصاء  
General Authority for Statistics

---

# Average Prices of Goods and Services

September 2018



## Contents

No.	Subject	No. Page
1	Introduction	3
2	Methodology of Average Prices of Goods and Services	4
3	Movements of average prices of goods and services (Tables)	11



## Introduction:

As part of its efforts to draw a clear picture of what is going on in the Kingdom's markets, the General Authority for Statistics has constructed several indicators through which the movements of prices of goods and services and the changes that may occur from time to time in the retail market (Consumer Price Index) as well as wholesale prices (Wholesale Price Index) according to a methodology specific to each.

Since the prices collected for the goods and services included in the creation of the Indices of consumer price index and wholesale prices are carried out according to the regulations of their own methodology, including the way in which the basket of goods and services as well as commodity specifications are determined, the need to work to follow the movement of prices of goods and services in the markets according to A different statistical approach and methodology that is flexible and inclusive in the name of "average prices in the Kingdom of Saudi Arabia" in response to the need of a large number of beneficiaries who want to obtain prices of some goods directly without using these prices to calculate other indicators except change ratios from period to period.

General Authority for Statistics

Price statistics Division

P.O. 3735 Riyadh 11481

<http://www.stats.gov.sa>

E-mail: [Info@stats.gov.sa](mailto:Info@stats.gov.sa)



## First: Definitionally Data

### Definition:

Average prices are defined as a statistical metric of the changes in any term prices with classifications of fixed and specific period.

### Description:

An indicator that measures the movements of the prices of goods and services in the markets according to a statistical methodology that follows special regulations and restrictions that are comprehensive, flexible and quality by calculating average prices, monthly, quarterly and annual changes at the city level and at the Kingdom's level. As well as the most significant monthly relative changes.

## Related Terms and Definitions:

### Goods and Services:

Most consumed goods and services by household consumer for living purposes.

### Point of Sale:

Establishments or units from which the price data of goods and services included in the basket of goods are collected, such as retail stores such as grocery stores and clothing stores, as well as various consumer services such as physicians, tailoring, car maintenance, apartments and hotels, Head) and other service shops.

### Average Prices:

The sum of the product's total price divided by the number of pricing.

### Constructional Goods:

Main goods that are related to the construction of housing and government contracts (Iron, Cables, etc.).

### Continuity:

To guarantee the continuity of practicing the activity for a long period of time.

### Frequency:

Purchasing movement in the sale point.

### Rate Change:

The rate of change between an existing period and a previous period.



## Objectives:

The Kingdom of Saudi Arabia's average price program aims at the publication of the prices of retail goods and services and their changes from time to time, concerning a list of goods and services of interest to the consumer, where their specifications are determined accurately to calculate their average prices within every sole city and at the level of the Kingdom as a whole.

## Periodic Publication:

The results of average prices of goods and services are published monthly.

## Data Source:

Data are collected from retail sources, factories, suppliers and service delivery stores.

## Coverage:

### Spatial Coverage

The survey of price averages covers all 13 regions of the Kingdom, where price data are collected from sixteen major cities representing thirteen cities, including the administrative regions (Riyadh, Makkah, Madinah, Buraydah, Dammam, Abha, Tabuk, Hail, Arar, Jazan, Najran, Baha, and Sakaka) as well as three other cities (Jeddah, Taif, Hofuf).

### Time Coverage:

Most goods and services basket items are collected monthly according to a specific pricing plan.

## Used Classification Methodology:

Special classification appropriate to the nature of the program and includes a list of the basket of goods and services that meet the interests and needs of beneficiaries, according to the following classification:

Classification of Goods by Use of Material	Group	No. Items
Goods of Final Consumption	Food Goods	88
	Non-Food Goods	15
	Service Goods	13
Intermediate Consumption Goods	Feed and Livestock	8
	Construction	37
Total		161



## Goods and Services Basket:

The basket of goods and services was selected based on the relative importance of the consumer and the requests of the beneficiaries, after reviewing the availability of those items with fixed specifications in all the research areas.

## Main Results and Indicators:

- 1) Average prices and monthly, quarterly and annual changes for all cities.
- 2) Average monthly prices of cities.
- 3) Quarterly, semi-annual and annual average prices for all cities.
- 4) Monthly price averages for all cities.
- 5) Highlights of monthly relative changes.
- 6) Average prices of some construction materials for all cities during the year.

## Beneficiaries:

1. Departments that are concerned with statistical analysis and reports in the Authority.
2. Regional and international organizations.
3. Academic researchers and investors.
4. Number of other beneficiaries (internal and external).

## Benefits:

Data of the average prices of goods and services are a statistical means of:

1. Supports the implementation of some appropriate economic decisions by the official authorities through monitoring the movements of average prices of goods and services and its components.
2. Supporting researchers and investors by knowing the average prices of goods and services in the Kingdom.
3. Measuring changes in prices of goods and services that the consumer buys from time to time.
4. It can be relied upon in the economic and statistical analyzes of price movements and future forecasts during different periods of time.
5. Data on average goods and services prices help estimate contractors' compensation in government contracts.

## Second: Survey Methodology

### Research Requirements:

To determine their requirements and needs, the survey should be conducted in consultation with the clients benefiting from the results of average prices of goods and services. This communication continues to ensure that the needs of the beneficiaries are met during the development processes of the survey.



## Designing the Survey Form:

In the first beginnings of creating the survey in (2009), a paper form was designed to collect data from points of sale. The design was formed to refer to geographical indications to reach points of sale such as:(shop number, shop name, city, neighborhood, alley number, sector number, block number, street, location, and coordinates).

The form also includes a description of the item or service to be monitored for its price, specifications and changes, such as: (item code, item name, specifications, unit, price, analysis code and field notes).

In the year 2016, the form was applied electronically to the collection of data through electronic devices. The electronic form included additional data added to the original data included in the paper form, such as: (activation of the coordination feature, increasing the quality and reliability of prices, data is collected through tablets technology).

## The Frame:

The general framework of the establishments census was based on the selection of the sample based on the consumer price index sample, in addition to the construction goods.

## The Sample:

The basket of goods and services was selected based on their importance to the family, the construction goods were selected as the main goods in the construction of the house for the family and government contracts. While the points of sale from which prices of different goods and services were collected were based on:

1. Use the framework of the enumeration of enterprises.
2. Several factors are available at the selected point of sale such as (permanence, frequency).
3. Consider the spread of points of sale at the city level in all directions.
4. Considering the diversity of point of sale (hypermarket, supermarket, catering, specialized shop, shop).

## Sampling Unit:

The sampling units in the survey of price averages are:

1. Consumer goods obtained by the individual from points of sale at the retail price or factories and suppliers.
2. The service received by the individual from points of service delivery at retail price.

## Collecting Data:

The method of data collection was determined according to several controls and criteria as follows:



1. Commitment to the approved pricing method with the specifications guide for each item in the survey.
2. Adopt the method of collecting price data from point of sale personally by interviewing.
3. Data collection using tablets instead of writings for more efficiency.
4. Approve the price of the day of visit to the point of sale according to the approved pricing plan for the item.
5. Commitment to the standard specified for each item.

### Data Collection Tools:

Researchers in the field collect data from tablet devices equipped with technical support programs.

### Upload and Archive Data and Metadata Collected on Databases:

In the field, the researcher performs the direct input of the data collected using the handheld devices in all the research cities.

- Tablets are linked to a central database where processing is automated.
- Using researchers for the synchronization feature available on tablets, data collected directly on the databases are loaded.

### Auditing Data and Assuring Its Quality:

Auditing data and assuring its quality can be done by:

1. Making sure of prices and data comprehension and logicity.
2. Revising all prices and editing them if needed (all over the city and all over Saudi Arabia)
3. Checking the revision reports and editing them if needed.
4. Using technology to revise the other elements of data quality (autocorrecting rules, coordinates...etc.) so that the pricing plan can be implemented quickly.
5. Constant follow up by the program supervisor and the regions supervisors.
6. Applying a re-visiting form by (the supervisor or quality observer). The form would ask for another visit to the sale point, from which data are collected, just to make sure that all data are correct and accurate.
7. Comparing the randomly chosen commodity prices.
8. Applying commodity Concealment processors and resources change.

### Follow-up with Data Collectors:

Data collection is subject to automatic follow-up by connecting and synchronizing the supervisor's desktop software with the tablets used by the researcher to alert them to the presence of observations or errors about the data entered into the system. The team of specialists in the central administration and branches and offices of the





Authority have frequent periodic visits to each city of research according to a specific time schedule, and the quality sample is automatically withdrawn at the level of the city and researcher and alerting researchers to the existence of any observations or errors about the data entered into the system.

### Follow-up of Data Providers:

Survey supervisors in various regions of the Kingdom periodically conduct several visits and communications to several data providers to verify the validity of the data collected and the way the interviewer interviewed the data provider.

### Equations used and calculation process:

The average price of goods and services is calculated on an arithmetic basis.

The rate of change in prices of goods and services is calculated as follows:

Change rate = (average of current period - average of previous period) / average of previous period × 100.

### Downloading the Output of Databases:

All data outputs resulting from the calculations are loaded and saved to editable databases.

### Review and Process Outputs:

The Department reviews and processes the data through an automated audit system and correction rules developed to detect errors and irregular numbers.

### Data Confidentiality:

Commitment to data confidentiality and use them for statistical purposes of the General Authority for Statistics only.

### Publishing:

Data are published according to the following methodology:

1. Publishing the commodity and services average price results monthly.
2. Publishing them on specified and announced dates on the authority official website.
3. The authority official website [www.stats.gov.sa](http://www.stats.gov.sa) is a certified and official publishing platform.
4. Providing all kinds of beneficiaries with the results using the appropriate mechanism.

### Evaluation and Data Quality:

To ensure the highest accuracy in the data, it is necessary to follow the progress of work in all stages of the office and field and to ensure the complete collection of data according to the specific specifications and periodicity of each of the items included in the program. The main lines for the application of quality are as follows:



- Preparation of various software to examine the data and ensure accuracy, and development continuously.
- Use tablet pricing devices and set up special programs linked to POS sites to ensure that the researcher arrives at the desired site and adheres to the pricing timing as well.
- A team of specialists in the central administration and branches and offices of the Authority to conduct frequent periodic visits to each city of research according to a specific time schedule so that the quality sample is drawn automatically and deliberately at the level of the city and researcher.
- Evaluate work periodically.
- Monitoring and studying the remarks and suggestions received from the beneficiaries of the results to improve the quality of the data in the future.



## Movements of average prices of goods and services (Tables)

متوسطات الأسعار والتغيرات الشهرية والربعية والسوية لجميع المدن (شهر سبتمبر ٢٠١٨)  
Average prices monthly, quarterly and annual changes for All cities (September 2018)

Table 1-1

جدول ١-١

Item	Unit	متوسطات الأسعار Average Prices			نسبة التغير من سبتمبر ٢٠١٨ إلى percent change for SEP 2018 to			الوحدة	البلد	
		سبتمبر SEP 2018	أغسطس AUG 2018	يونية JUN 2018	سبتمبر SEP 2017	أغسطس AUG 2018	يونية JUN 2018			سبتمبر SEP 2017
<b>First:Goods of final Consumption</b>										
<b>Food commodities</b>										
Wheat flour, local, brown(Grain Silos)	1kg	2.39	2.41	2.34	2.31	-0.54	2.05	3.55	1كجم	دقيق قمح محلي (صوامع الغلال)
Wheat flour, local,white(Grain Silos)	2kg	3.7	3.75	3.73	3.58	-1.31	-0.94	3.21	2كجم	دقيق محلي أبيض(صوامع الغلال)
Rice, Basmati, White Indian (Al Mehideb)	10kg	84.24	83.82	84.2	80.55	0.5	0.05	4.58	10كجم	أرز بسمتي أبيض هندي(المهيدب)
Rice, Maza Indian( Abu Kas)	10kg	68.87	68.94	69.35	61.18	-0.1	-0.7	12.57	10كجم	أرز مرة هندي (أبو كاس)
Sheariya, Perfetto	250gm	4.62	4.65	4.71	4.5	-0.64	-1.85	2.76	عصوه ٢٥٠ جم	شعيرية بيرفيتو
Macaroni, Perfetto, Local	500gm	4.66	4.67	4.75	4.58	-0.06	-1.77	1.92	عصوه ٥٠٠ جم	مكرونية بيرفيتو محلي
Soup of Oats, canned (Quaker)	500gm	8.54	8.49	8.58	8.52	0.68	-0.48	0.31	عصوه ٥٠٠ جم	شوربة علب شوفان
Bread, white	4loaves	1.03	1.03	1.03	1	0.1	0.49	3.2	أرغفة 4	خبز أبيض مفروود
Cattle Meat, fresh	1kg	37.23	37.6	37.91	37.79	-0.98	-1.8	-1.48	1 كجم	لحم بقر طازج
Sheep Meat, fresh	1kg	47.1	47.76	47.55	47.21	-1.38	-0.95	-0.24	1 كجم	لحم ضأن طازج
Camel Meat, fresh	1kg	38.78	38.78	38.51	39.41	-0.02	0.68	-1.61	1 كجم	لحم جمل طازج
Sheep Meat, cooled imported	1kg	39.03	38.65	38.56	36.98	0.99	1.21	5.54	1 كجم	لحم ضأن مبرد مستورد
Chicken, fresh, local (Faqih)	900gm	13.26	13.19	13.08	12.38	0.47	1.32	7.07	900جم	دجاج طازج محلي(فقيه)
Chicken, frozen, local (Al wataniya)	900gm	11.99	11.91	11.76	10.91	0.65	1.96	9.92	900جم	دجاج مجمد محلي(الوطنية)
Chicken, frozen imported (Doux)	900gm	12.24	12.09	11.56	10.37	1.2	5.88	18.02	900جم	دجاج مجمد مستورد(دو)
Fish, fresh, (Kanaad)	1kg	53.55	53.93	52.06	53.42	-0.7	2.86	0.24	1 كجم	سمك طازج كنعد
Fish, fresh, (Hamour)	1kg	44.76	45.39	43.61	43.55	-1.39	2.63	2.77	1 كجم	سمك طازج هامور
Shrimp, peeled, fresh	1kg	73.7	74.22	77.04	73.04	-0.7	-4.33	0.91	1 كجم	روبيان طازج مقشر
Milk, fresh, local (Al Maraai)	1L	4.52	4.52	4.24	4	0.07	6.53	13.03	لتر	حليب طازج محلي(المراعي)
Milk, Liquid, Canned (Boni)	170gm	2.68	2.67	2.72	2.56	0.45	-1.36	4.85	170جم	حليب سائل معلب(بوني)
Milk, Powder, canned (Nido)	1.8kg	57.55	57.64	57.38	52.26	-0.16	0.3	10.12	1.8كجم	حليب بودرة معلب(نيدو)
Milk, Newborn Babies (Similac 1)	400 gm	30.04	30.03	29.93	28.96	0.04	0.37	3.75	400جم	حليب أطفال حديثي الولادة(سميلاك ١)
Milk, fresh, local (Al Saffi)	1.5L	5.34	5.36	5.34	5	-0.26	0.11	6.88	لتر 1.5	لبن طازج محلي(الطافني)
Yoghurt, (Al Saffi)	170gm	1.04	1.04	1.04	1	-0.29	0.1	3.9	عصوه ١٧٠ جم	لبن زبادي - روب(الطافني)
Cream, (Al Tag)	155 gm	4.66	4.69	4.66	4.5	-0.7	0	3.6	عصوه ١٥٥ جم	قشطة التاج
Cheese, Canned, Schieder (Kraft)	106 gm	5.14	5.17	5.19	4.89	-0.64	-1.06	5.18	106 جم	جبين شيدر علب(كرفت)
Cheese, Cupped, Local (Al Marrai)	500 gm	15.5	15.5	15.25	14.7	-0.03	1.63	5.44	500جم	جبين كاسات محلي(المراعي)
Cheese, Cupped imported, (Kraft)	140gm	6.23	6.21	6.21	5.93	0.31	0.32	5.01	140جم	جبين كاسات مستورد(كرفت)
Cheese, triangles (Lavache quri)	Pack	3.92	3.93	3.93	3.69	-0.28	-0.18	6.29	علبة	جبين مثلثات(لافش كيري)
Eggs, local, medium	plate	15.07	14.49	14.07	11.95	3.99	7.13	26.08	طبق	بيض محلي
Butter, Lurpak	100gm	5.03	5.06	5.05	4.05	-0.55	-0.36	24.27	100جم	زبد (لورباك)
Olive oil, imported (Al Wazir)	500ml	17.46	17.28	17.17	16.07	1.08	1.74	8.65	500مل	زيت زيتون مستورد(الوزير)
Maize oil, (cooking), Afiya	1.8L	21.7	21.63	21.76	21.58	0.32	-0.29	0.57	لتر 1.8	زيت ذرة ( للطهي )عافية
Vegetable oil, (frying) Al arabi	1.8L	15.04	15.27	15.07	14.84	-1.52	-0.19	1.35	لتر 1.8	زيت نباتي ( للقلي )العربي
Pumpkin	1kg	6.03	6.28	6.73	5.5	-3.94	-10.44	9.58	1كجم	قرع عسلي
Cabbage, white	1kg	3.17	3.19	3.02	3.62	-0.6	4.9	-12.51	1كجم	ملفوف أبيض
Parsley	Bundle	0.96	0.98	1.01	1	-1.63	-4.08	-3.31	حزمة	بقدونس
Spinach	Bundle	1.14	1.17	1.11	1.09	-2.06	2.98	5.16	حزمة	سبانخ
Beans, green	1kg	11.24	12.22	11.04	12.16	-7.96	1.8	-7.54	1كجم	فاصوليا خضراء
Tomatoes, local	1kg	5.3	5.33	4.96	6.19	-0.69	6.82	-14.39	1كجم	طماطم محلي
Tomatoes, imported	1kg	5.55	5.43	5.02	6.27	2.17	10.58	-11.47	1كجم	طماطم مستورد
Garlic, Chinese	1kg	8.09	8.25	8.66	10.41	-1.89	-6.52	-22.29	1كجم	ثوم صيني
Okra, local	1kg	15.1	15.38	15.2	15.65	-1.79	-0.64	-3.48	1كجم	بامية محلي

أولا : سلع الاستهلاك النهائي

السلع الغذائية

متوسطات الأسعار والتغيرات الشهرية والربعية والسنوية لجميع المدن (شهر سبتمبر ٢٠١٨)  
Average prices monthly, quarterly and annual changes for All cities (September 2018)

Table 1-1

جدول ١-١

Item	Unit	متوسطات الأسعار Average Prices			نسبة التغير من سبتمبر ٢٠١٧ إلى percent change for SEP 2018 to			الوحدة	البلد	
		سبتمبر SEP 2018	أغسطس AUG 2018	يونية JUN 2018	سبتمبر SEP 2017	أغسطس AUG 2018	يونية JUN 2018			
Corchorus, local	Bundle	2.16	2.17	2.2	2.1	-0.28	-1.64	2.95	حزمة	ملوخية محلي
Eggplants, black, local	1kg	4.8	4.76	4.57	4.31	0.88	5.19	11.47	كجم	بانجان أسود محلي
Zucchini, local	1kg	6.18	6.39	5.52	6.33	-3.29	11.92	-2.32	كجم	كوسة محلي
Cucumbers, local	1kg	4.74	5.1	4.97	4.82	-7.03	-4.76	-1.66	كجم	خيار محلي
Peppers, green, local	1kg	7.51	7.37	7.44	7.95	1.93	0.87	-5.51	كجم	فلفل أخضر بارد محلي
Chili, green, local	1kg	8.82	8.83	8.9	8.66	-0.17	-0.91	1.81	كجم	فلفل أخضر حار محلي
Lettuce, local	1kg	6.42	6.4	6.26	6.32	0.28	2.49	1.45	كجم	خس محلي
WaterCress, local	Bundle	0.96	0.98	0.99	0.99	-1.23	-2.43	-2.83	حزمة	جرجير محلي
Onion, local	1kg	3.07	3.09	3.11	2.96	-0.87	-1.54	3.58	كجم	بصل مدور محلي
Onion, imported	1kg	3.56	3.58	3.45	3.33	-0.64	3.25	6.81	كجم	بصل مدور مستورد
Beans, Medammes (Hadaeq California)	Pack	3.71	3.7	3.58	3.43	0.35	3.69	8.23	علبة	فول محمص (حداق كاليفورنيا)
Tomatoes, Paste, local (Saudia	135gm	1.52	1.52	1.51	1.49	0.07	0.2	1.68	135 جم	طماطة مطاطم محلي (السعودية)
Lentils	1kg	8.43	8.73	8.96	8.77	-3.47	-5.88	-3.91	كجم	عدس
Potatoes, medium, local	1kg	3.79	3.48	3.33	3.27	8.67	13.56	15.64	كجم	بطاطس وسط محلي
Carrots, local	1kg	4.74	4.68	4.65	4.59	1.33	2.02	3.22	كجم	جزر محلي
Fig, local	1kg	14.35	16.06	16.68	14.59	-10.61	-13.93	-1.59	كجم	تين محلي
Plums	1kg	12.56	12.5	12.86	11.93	0.48	-2.33	5.32	كجم	برقوق / بخاري تركي
Banana, Philippines Alsharbati	1kg	5.11	4.95	5.5	4.54	3.17	-7.21	12.57	كجم	موز الشربتي الفلبين
Apples, red, American	1kg	7.81	7.72	7.5	7.14	1.11	4.11	9.4	كجم	تفاح أحمر أمريكي
Apples, Yellow	1kg	*7.86	7.89	7.7	—	-0.38	2.09	—	كجم	تفاح أصفر
Grapes, local	1kg	9.94	10.14	10.45	10.08	-1.95	-4.84	-1.33	كجم	عنب محلي
Grapes, Lebanese	1kg	12.64	12.89	13.85	12.55	-1.95	-8.77	0.68	كجم	عنب لبناني
Orange, Abu Sorra Egyptian	1kg	5.08	4.78	5.24	5.47	6.19	-3.17	-7.23	كجم	برتقال أبو صرة مصري
Mandarin, Pakistani	1kg	7.65	7.2	6.89	7.21	6.22	11	6.07	كجم	بوسقي باكستاني
Watermelon, local	1kg	2.24	2.29	2.4	2.11	-2.27	-6.83	6.07	كجم	حبيب ( بطيخ ) محلي
Melon, local	1kg	3.49	3.53	3.47	3.82	-1.16	0.58	-8.71	كجم	شمام محلي
Pears, Medium, Lebanese	1kg	11.32	11.35	11.13	11.28	-0.26	1.68	0.35	كجم	كمثرى وسط لبناني
Dates, Rotab	1kg	10.9	11.31	14.28	10.83	-3.69	-23.67	0.63	كجم	تمر ( رطب )
Peach, Lebanese	1kg	13.12	13.58	14.08	12.41	-3.36	-6.82	5.75	كجم	خوخ لبناني
Pomegranates, Indian	1kg	12.97	14.73	14.49	12.28	-11.91	-10.46	5.64	كجم	رمان هندي
Lemon, medium, Africa	1kg	7.99	8.99	7.5	7.39	-11.07	6.49	8.1	كجم	ليمون وسط أفريقي
Mango, Pakistani	1kg	12.6	11.95	11.37	13.26	5.41	10.86	-4.95	كجم	منجا باكستاني
Dates, (Maknoz, Khilas	1kg	14.33	14.47	14.61	14.74	-0.99	-1.93	-2.81	كجم	تمر ( مكوز ) إخلص
Olives, black, Spanish	1kg	16.04	16.11	16.14	14.59	-0.38	-0.61	9.98	كجم	زيتون أسود أسباني
Sugar, soft, Al Ossra	10kg	28.65	29.21	29.67	29.46	-1.93	-3.46	-2.77	10كجم	سكر ناعم (الأسرة)
Honey, imported (Langillies)	1kg	62.32	62.41	61.84	58.13	-0.13	0.78	7.22	كجم	عسل نحل مستورد (لانجيلز)
Tea, black, loose	1.2 kg	42.98	42.97	42.87	39.69	0.03	0.26	8.29	1.2كجم	شاي أسود فرب (ربيع)
Coffee beans, Hrari	1kg	36.09	35.94	36.16	34.27	0.43	-0.19	5.32	كجم	بن حب - هرري
Coffee beans, Loqmati	1kg	26	26.07	26.52	25.6	-0.25	-1.96	1.58	كجم	بن حب - لقماتي
Coffee, instant, (Nescafé)	100gm	18.89	18.94	18.94	17.53	-0.28	-0.29	7.73	100 جم	قهوة سريعة التحضير (نسكافيه)
Cardamom, American	1kg	94.91	94.59	93.96	91.34	0.34	1	3.91	كجم	هيل أمريكي
Cardomom, Indian	1kg	105.99	102.92	101.44	99.17	2.98	4.49	6.88	كجم	هيل هندي
Soft Drinks	Pack	2.52	2.52	2.52	2.06	0	-0.24	22.06	عليه	مشروبات غازية محلي
Water, Healthy	1.5L	2	2.01	2	1.95	-0.25	0.35	2.77	1.5 لتر	مياه صحية
Juice, orange, canned local (Rani)	Pack	1.04	1.04	1.04	1	0	0.1	4	عليه	عصير برتقال معلب محلي (راني)

متوسطات الأسعار والتغيرات الشهرية والربعية والسنوية لجميع المدن (شهر سبتمبر ٢٠١٨)  
Average prices monthly, quarterly and annual changes for All cities (September 2018)

Table 1-1

جدول ١-١

Item	Unit	متوسطات الأسعار Average Prices			نسبة التغير من سبتمبر ٢٠١٨ إلى percent change for SEP 2018 to			الوحدة	البنء	
		سبتمبر SEP 2018	أغسطس AUG 2018	يونية JUN 2018	سبتمبر SEP 2017	أغسطس AUG 2018	يونية JUN 2018			سبتمبر SEP 2017
<b>السلع غير الغذائية</b>										
Cigarettes, Marlboro	Pack	25	25	25.02	24	0	-0.07	4.17	عليه	سجائر مالبورو
Men summer dress (Al Aseel)	thope	83.13	83.56	83.45	81.08	-0.52	-0.39	2.53	توب	توب صيفي رجالي(الأصيل)
Shemagh, (Al Bassam)	shemagh	109.17	108.39	108.36	104.72	0.72	0.75	4.25	شماغ	شماغ(البسام)
Egal, Syrian	Egal	26.85	26.75	27.33	26.64	0.35	-1.77	0.78	عقال	عقال سوري
Shirt, internal, half sleeve (Al Aseel)	shirt	11.61	11.47	11.53	11.25	1.19	0.68	3.2	فانلة	فانلة داخلية نصف كم(الأصيل)
Men's long trousers, (Al Aseel)	trousers	16.57	16.64	16.66	16.27	-0.44	-0.56	1.87	سروال	سروال طويل رجالي(الأصيل)
Women's Mantle National	abayah	105.42	106.01	105.83	104.88	-0.56	-0.39	0.52	عباءة	عباءة نسائية
Headdress, National	veil	23.89	24.15	24.43	24.14	-1.07	-2.21	-1.05	شيلة	شيلة ( طرحة )
Coal, local	1kg	7.15	7.17	7.19	7.09	-0.24	-0.56	0.89	كجم 1	فحم
Soap, powder for clothes (Tide)	110 gm	1.57	1.55	1.56	1.5	0.97	0.64	4.6	جدم 110	صابون بودرة للملابس(تايد)
Soap, liquid for utensils (Fairy)	1L	12.81	12.44	12.65	12.15	2.92	1.25	5.36	لتر 1	صابون سائل للأواني(فيري)
Bleach for Clothes (Clorox)	Gallon	15.92	15.84	15.69	14.59	0.55	1.47	9.11	جالون	دواء غسيل (مبيض ملابس)كلوركس
Tissue paper, local (Fine)	Pack	2.65	2.65	2.65	2.55	-0.26	0.04	3.89	علبة	مناديل ورق محلي(فاين)
Children diaper, local (Pampers)	Size 5	58.65	58.03	57.84	55.57	1.07	1.4	5.55	عبوة مقاس ٥	حفاضات أطفال محلية(بامبرز)
Insecticide, spray (Reid)	Packag	9.86	9.78	9.71	9.31	0.79	1.58	5.91	عبوة	مبيء حشرات (بخاخ(ريد)
<b>الخدمات</b>										
Laundry's expenses of cleaning and ironing clothes	Service	3.42	3.42	3.39	3.34	0	0.97	2.36	خدمة	نفقات تنظيف وكومي الملابس بالمفصلة
Sewing for men and boys	Garment	84.64	85.3	86.99	84.58	-0.78	-2.71	0.06	تفصيل توب	خياطة للرجال والأولاد
Sewing for women and girls	Garment	55.7	58.3	57.25	54.95	-4.46	-2.71	1.37	تفصيل توب	خياطة للنساء والبنات
Revealed a general practitioner	Visit	47.55	47.63	47.8	46.86	-0.16	-0.52	1.46	زيارة	كشف طبيب عام
Revealed a dentist	Visit	148.35	148.19	147.91	144.39	0.11	0.3	2.74	زيارة	كشف طبيب اسنان
Detection pediatrician	Visit	65.74	65.74	65.69	62.9	0	0.08	4.52	زيارة	كشف طبيب اطفال
Fix a car (mechanics)	Repair Cost	91.2	92.05	91.9	92.3	-0.92	-0.76	-1.19	اجرة اصلاح	اصلاح سيارة (ميكانيكا)
Oil change	Cost	79.3	80.13	79.36	76.79	-1.04	-0.07	3.28	تكلفة	تغير زيت
The expenses of parties and weddings	Cost	13066.67	15283.33	13544.12	14628.57	-14.5	-3.53	-10.68	تكلفة	نفقات الحفلات والافراح
The cost of cooking the sacrificial	Cost	240.25	243.09	240.96	232.5	-1.17	-0.3	3.33	تكلفة	تكلفة طبخ الذبيحة
Furnished apartment	Cost	223.42	258.55	238.13	227.72	-13.59	-6.18	-1.89	تكلفة	شقة مفروشة
Hotel accommodation	One-Room Fees	466.33	746.87	499.01	501.37	-37.56	-6.55	-6.99	اجرة غرفة واحدة	اقامة بالفنادق
Hairdresser for men and boys	Hairdresse Fees	15.05	15.15	15.31	14.46	-0.67	-1.67	4.11	اجرة حلاقة	حلاقة للرجال والأولاد
<b>ثانيا : سلع الاستهلاك الوسيط</b>										
<b>الأعلف والحيوانات الحية</b>										
Barley, imported	50kg	40.84	40.88	40.88	38.83	-0.08	-0.08	5.19	كيس ٥٠ كجم	شعير مستورد
Sheep, Najdi	1shep	1122.31	1225.39	1155.51	1132.82	-8.41	-2.87	-0.93	خروف	غنم نجدي
Sheep, Naemi	1shep	1087	1174.49	1112.53	1079.46	-7.45	-2.29	0.7	خروف	غنم نعيمي
Sheep, Barbari	1shep	430.88	449	436.11	420.5	-4.04	-1.2	2.47	خروف	غنم بربري
Sheep,Soakny	1shep	740	786.43	757.54	745.14	-5.9	-2.32	-0.69	خروف	غنم سواكني
Sheep, Bohooves	1shep	1050.86	1163.97	1046.03	1017.89	-9.72	0.46	3.24	خروف	غنم حربي
Billy goat	shep1	701.43	723.21	721.43	704.11	-3.01	-2.77	-0.38	تيس	تيس بلدي (جذع)
<b>السلع الأبنائية</b>										
Reinforcing iron, 6mm national	Ton	3244.88	3242.71	3213.96	3007.6	0.07	0.96	7.89	طن	حديد تسليح ٦مم وطني
Reinforcing iron, 8mm national	Ton	2697.04	2724.44	2669.96	2300.17	-1.01	1.01	17.25	طن	حديد تسليح ٨مم وطني
Reinforcing iron, 10mm national	Ton	2701.66	2723.27	2678.1	2298.67	-0.79	0.88	17.53	طن	حديد تسليح ١٠مم وطني
Reinforcing iron, 12mm national	Ton	2326.11	2344.16	2342.36	2148.08	-0.77	-0.69	8.29	طن	حديد تسليح ١٢مم وطني
Reinforcing iron, 14mm national	Ton	2326.11	2344.31	2342.68	2147.75	-0.78	-0.71	8.3	طن	حديد تسليح ١٤مم وطني

متوسطات الأسعار والتغيرات الشهرية والربعية والسنوية لجميع المدن (شهر سبتمبر ٢٠١٨)  
Average prices monthly, quarterly and annual changes for All cities (September 2018)

Table 1-1

جدول ١-١

Item	Unit	متوسطات الأسعار Average Prices			نسبة التغير من سبتمبر ٢٠١٧ إلى percent change for SEP 2018 to			الوحدة	البند	
		سبتمبر SEP 2018	أغسطس AUG 2018	يونية JUN 2018	سبتمبر SEP 2017	أغسطس AUG 2018	يونية JUN 2018			
Reinforcing iron, 16mm national	Ton	2326.11	2344.31	2342.61	2147.5	-0.78	-0.7	8.32	طن	حديد تسليح ١٦ مم وطني
Reinforcing iron, 18mm national	Ton	2325.86	2344.44	2342.7	2147.16	-0.79	-0.72	8.32	طن	حديد تسليح ١٨ مم وطني
Iron-binding cables Chinese	10Kg	43.4	43.74	44.12	42.73	-0.78	-1.62	1.58	كجم 10	كوابل ربط الحديد صيني
Cement, black, National	50kg	11.94	12	12.36	12.18	-0.51	-3.42	-1.95	كيس ٥٠ كجم	إسمنت أسود وطني
Cement, white, National	50kg	38.65	38.59	38.59	39.47	0.17	0.16	-2.07	كيس ٥٠ كجم	إسمنت أبيض وطني
Block, black, 15cm	1000Blocks	1387.39	1401.03	1410.38	1442.5	-0.97	-1.63	-3.82	بلوك 1000	بلوك أسود مقاس ١٥ سم
Block, black, 20cm	1000Blocks	1447.06	1460.24	1476.12	1504.03	-0.9	-1.97	-3.79	بلوك 1000	بلوك أسود مقاس ٢٠ سم
Marble tiles, National	2m	21.5	21.41	21.46	21.2	0.44	0.19	1.44	م ٢	بلاط كسر رخام بلدي
Wood, Chilian	3m	1009.68	1015.91	1017.42	968.75	-0.61	-0.76	4.23	م ٣	خشب تشيلي
Wood, Romanian	3m	1016.31	1024.88	1018.93	1012.98	-0.84	-0.26	0.33	م ٣	خشب روماني
Wood, Teak, African	3m	4528.57	4597.83	4603.26	4226.19	-1.51	-1.62	7.15	م ٣	خشب تيك أفريقي
Wood, Ablakash Indonesian	3m	2408.47	2401.68	2395.26	2256.95	0.28	0.55	6.71	م ٣	خشب أبلاكاش إندونيسي
Electrical wires, 2.5mm national	m	0.75	0.75	0.76	0.65	-0.13	-1.58	14.55	متر	أسلاك كهربائية ٢,٥ مم وطني
Electrical wires, 4mm national	m	1.12	1.12	1.13	1.02	-0.71	-1.33	9.53	متر	أسلاك كهربائية ٤ مم وطني
Electrical wires, 6mm national	m	1.73	1.74	1.74	1.55	-0.69	-0.81	11.51	متر	أسلاك كهربائية ٦ مم وطني
Electrical cables, 10mm national	m	13.27	13.33	13.4	11.9	-0.44	-0.97	11.51	متر	كوابل كهربائية ١٠ مم وطني
Electrical cables, 25mm national	m	29.43	29.65	29.62	25.79	-0.75	-0.67	14.12	متر	كوابل كهربائية ٢٥ مم وطني
Electrical cables, 35mm national	m	37.56	37.79	37.84	33.46	-0.6	-0.73	12.27	متر	كوابل كهربائية ٣٥ مم وطني
Electrical cables, 50mm national	m	51.75	52.37	52.3	45.48	-1.18	-1.05	13.78	متر	كوابل كهربائية ٥٠ مم وطني
Electrical cables, 70mm national	m	74.35	74.32	73.68	64.68	0.04	0.91	14.95	متر	كوابل كهربائية ٧٠ مم وطني
Electrical cables, 95mm national	m	103.03	102.78	102.86	91.14	0.24	0.16	13.05	متر	كوابل كهربائية ٩٥ مم وطني
Electrical cables, 120mm national	m	130.12	130.3	130.05	117.74	-0.14	0.06	10.51	متر	كوابل كهربائية ١٢٠ مم وطني
Electrical cables, 300mm national	m	322	319.78	318.89	288.1	0.69	0.97	11.77	متر	كوابل كهربائية ٣٠٠ مم وطني
Sand, soft, white	3m	49.3	48.65	49.38	49.78	1.34	-0.16	-0.96	م ٣	رمل ناعم أبيض
Mixed Sand (sand and pebble)	3m	42.33	41.46	41.25	42.82	2.1	2.61	-1.16	م ٣	مخلوط (رمل و بحص)
Red Sand	3m	22.59	22.49	22.41	23.19	0.44	0.79	-2.6	م ٣	رمل احمر
Resistant Concrete 350 K	3m	182.94	183.81	188.05	190.68	-0.47	-2.71	-4.06	م ٣	خرسانة مقاوم ٣٥٠ ك
Resistant Concrete 250 K	3m	165.03	165.98	169.64	172.53	-0.57	-2.72	-4.35	م ٣	خرسانة مقاوم ٢٥٠ ك
Normal Concrete 350 K	3m	173.06	173.71	178.29	181.05	-0.37	-2.94	-4.41	م ٣	خرسانة عادي ٣٥٠ ك
Normal Concrete 250 K	3m	155.67	156.19	159.64	162.66	-0.33	-2.49	-4.3	م ٣	خرسانة عادي ٢٥٠ ك
National Gypsum	40 kg	11.23	11.26	11.34	11.09	-0.25	-0.98	1.22	كيس ٤٠ كجم	جبس وطني
Aluminum (Saudi, Arch side)	5.8 m	67.36	67.42	67.14	63.19	-0.09	0.33	6.6	م 5.8	ألومنيوم (حلق جنب سعودي)

(\* ) Has been modified for the specification of the Item

(\* ) يوجد تعديل لمواصفة البند



## The Most Prominent Relative Changes Monthly

For All cities



السلع والخدمات التي سجلت أكبر نسبة ارتفاع خلال شهر  
سبتمبر ٢٠١٨ مقارنة بشهر أغسطس ٢٠١٨

Goods and services that recorded the highest percentage increase during the month  
September 2018 comparing to August 2018

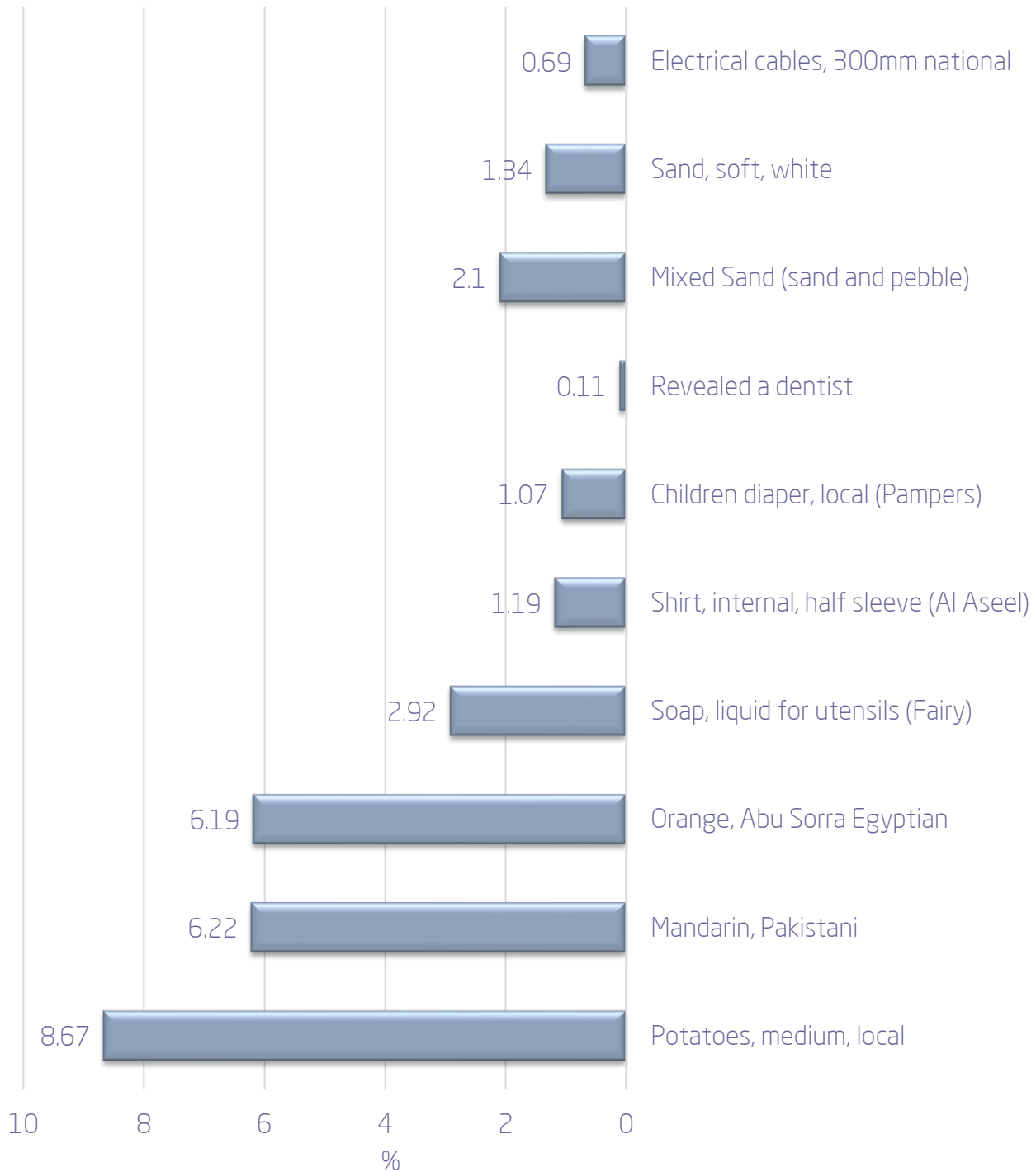
Table 5-1 (1)

جدول ١-٥ (١)

Item	نسبة التغير Percent Change	البند
<b>First: Goods of final Consumption</b>		<b>أولاً : سلع الاستهلاك النهائي</b>
<b>Food commodities</b>		<b>السلع الغذائية</b>
Potatoes, medium, local	8.67	بطاطس وسط محلي
Mandarin, Pakistani	6.22	يوسفي باكستاني
Orange, Abu Sorra Egyptian	6.19	برتقال أبو صرة مصري
Mango, Pakistani	5.41	منجا باكستاني
Eggs, local, medium	3.99	بيض محلي
<b>Non-food goods</b>		<b>السلع غير الغذائية</b>
Soap, liquid for utensils (Fairy)	2.92	صابون سائل للأواني (فيري)
Shirt, internal, half sleeve (Al Aseel)	1.19	فانلة داخلية نصف كم (الأصيل)
Children diaper, local (Pampers)	1.07	حفاضات أطفال محلية (بامبرز)
Soap, powder for clothes (Tide)	0.97	صابون بودرة للملابس (تايد)
Insecticide, spray (Reid)	0.79	مبيد حشرات بخاخ (ريد)
<b>Services</b>		<b>الخدمات</b>
Revealed a dentist	0.11	كشف طبيب اسنان
<b>Second: Intermediate consumption goods</b>		<b>ثانياً : سلع الاستهلاك الوسيط</b>
<b>Constructional goods</b>		<b>السلع الإنشائية</b>
Mixed Sand (sand and pebble)	2.1	مخلوط (رمل و حصص)
Sand, soft, white	1.34	رمل ناعم أبيض
Electrical cables, 300mm national	0.69	كابيل كهربائية ٣٠٠مم وطني
Marble tiles, National	0.44	بلاط كسر رخام بلدي
Red Sand	0.44	رمل احمر



### Goods and services that recorded the highest percentage increase during the month September 2018 comparing to August 2018





السلع والخدمات التي سجلت أكبر نسبة انخفاض خلال شهر  
سبتمبر ٢٠١٨ مقارنة بشهر أغسطس ٢٠١٨

Goods and services that recorded the highest percentage decrease during the month  
September 2018 comparing to August 2018

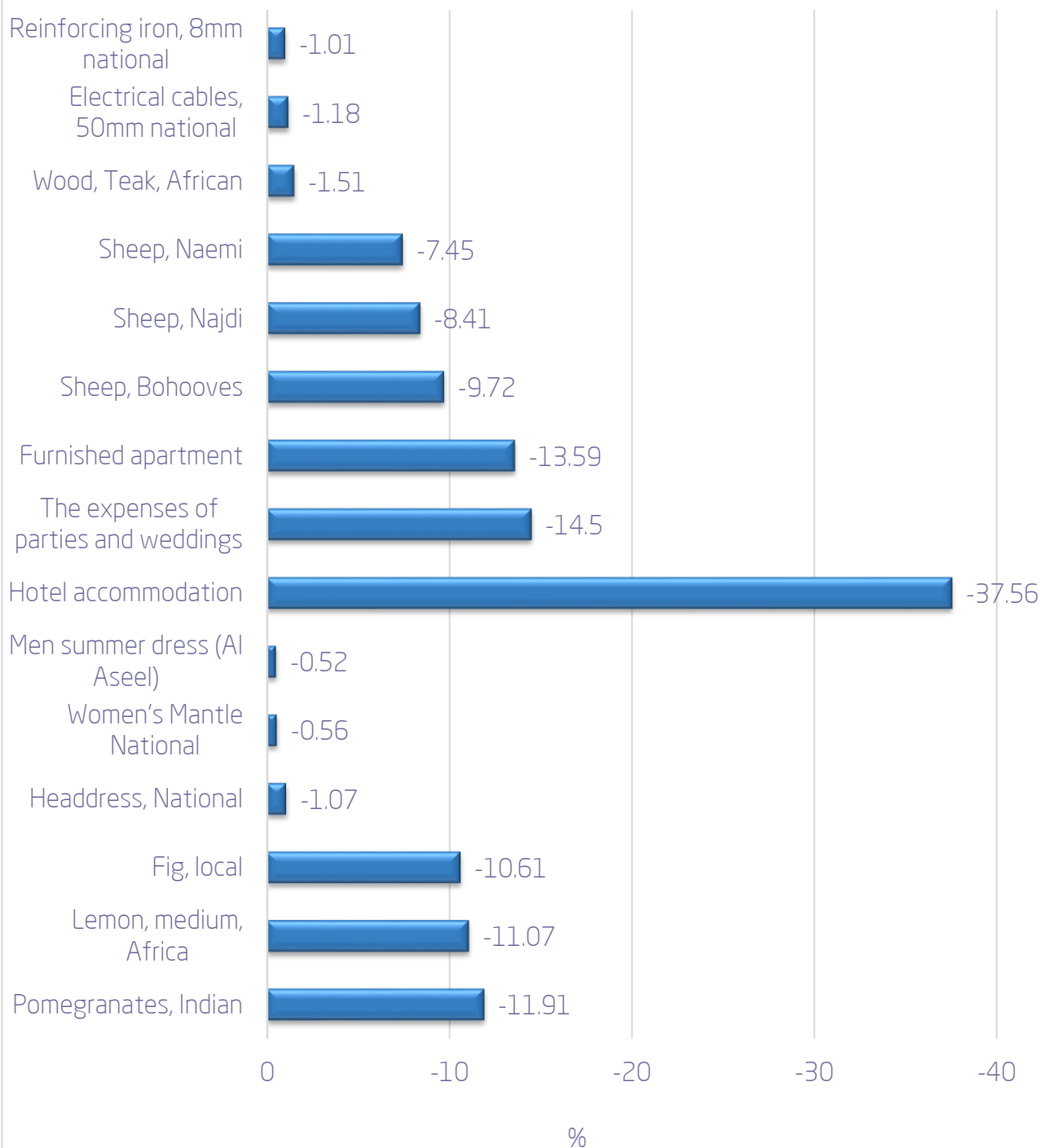
Table 5-1 (2)

جدول ١-٥ (٢)

Item	نسبة التغير Percent Change	البند
<b>First: Goods of final Consumption</b>		<b>أولاً : سلع الاستهلاك النهائي</b>
<b>Food commodities</b>		<b>السلع الغذائية</b>
Pomegranates, Indian	-11.91	رمان هندي
Lemon, medium, Africa	-11.07	ليمون وسط أفريقي
Fig, local	-10.61	تين محلي
Beans, green	-7.96	فاصوليا خضراء
Cucumbers, local	-7.03	خيار محلي
<b>Non-food goods</b>		<b>السلع غير الغذائية</b>
Headdress, National	-1.07	شيلة ( طرحة )
Women's Mantle National	-0.56	عباءة نسائية
Men summer dress (Al Aseel)	-0.52	ثوب صيفي رجالي (الأصيل)
Men's long trousers, (Al Aseel)	-0.44	سروال طويل رجالي (الأصيل)
Tissue paper, local (Fine)	-0.26	مناديل ورق محلي (فاين)
<b>Services</b>		<b>الخدمات</b>
Hotel accommodation	-37.56	اقامة بالفنادق
The expenses of parties and weddings	-14.5	نفقات الحفلات والافراح
Furnished apartment	-13.59	شقة مفروشة
Sewing for women and girls	-4.46	خياطة للنساء والبنات
The cost of cooking the sacrificial	-1.17	تكلفة طبخ الذبيحة
<b>Second: Intermediate consumption goods</b>		<b>ثانياً : سلع الاستهلاك الوسيط</b>
<b>Feed and livestock</b>		<b>الأعلاف والحيوانات الحية</b>
Sheep, Bohooves	-9.72	غنم حربي
Sheep, Najdi	-8.41	غنم نجدية
Sheep, Naemi	-7.45	غنم نعيمية
Sheep, Soakny	-5.9	غنم سواكنية
Sheep, Barbari	-4.04	غنم بربرية
<b>Constructional goods</b>		<b>السلع الإنشائية</b>
Wood, Teak, African	-1.51	خشب تيك أفريقي
Electrical cables, 50mm national	-1.18	كابيل كهربائية ٥٠مم وطني
Reinforcing iron, 8mm national	-1.01	حديد تسليح ٨مم وطني
Block, black, 15cm	-0.97	بلوك اسود مقاس ١٥ سم
Block, black, 20cm	-0.9	بلوك اسود مقاس ٢٠ سم



### Goods and services that recorded the highest percentage decrease during the month September 2018 comparing to August 2018




متوسط أسعار بعض المواد الإنشائية لجميع المدن خلال عام ٢٠١٨م

Average prices of some construction materials all cities during 2018

Saudi Riyals

ريال سعودي

الأخشاب Timber (متر مكعب) M3	الكابيل Cabling (متر طولي) M	الأسمنت Cement كيس (٥٠) كيلو Bag ( 50 ) kg	الحديد Iron ( طن ) Ton	الخرسانة الجاهزة Ready-mixed concrete (متر مكعب) M3	التاريخ الهجري Hijri Date	الشهر Month
2273.3	31.3	12.7	2218.5	154.28	١١/١٢/١٤٢٧ هـ	متوسط عام ٢٠١٦م Annavaerge
2633.79	31.37	13.12	2533	178.25	1439/04/14	يناير Jan
2605.08	31.93	12.98	2561	175.35	1439/05/15	فبراير Feb
2639.97	31.88	13.01	2563	176.27	1439/06/13	مارس Mar
2641.39	31.73	12.82	2539	175.57	1439/07/15	أبريل Apr
2632.52	31.81	12.74	2545	174.89	1439/08/15	مايو May
2671.98	31.77	12.68	2562	173.91	1439/09/17	يونية Jun
2667.89	31.82	12.62	2580	169.86	1439/10/17	يوليو Jul
2671.81	31.78	12.5	2581	169.92	1439/11/19	أغسطس Aug
2648.91	31.48	12.47	2564	169.17	1439/12/21	سبتمبر Sep
					1440/01/20	



الهيئة العامة للإحصاء  
General Authority for Statistics