



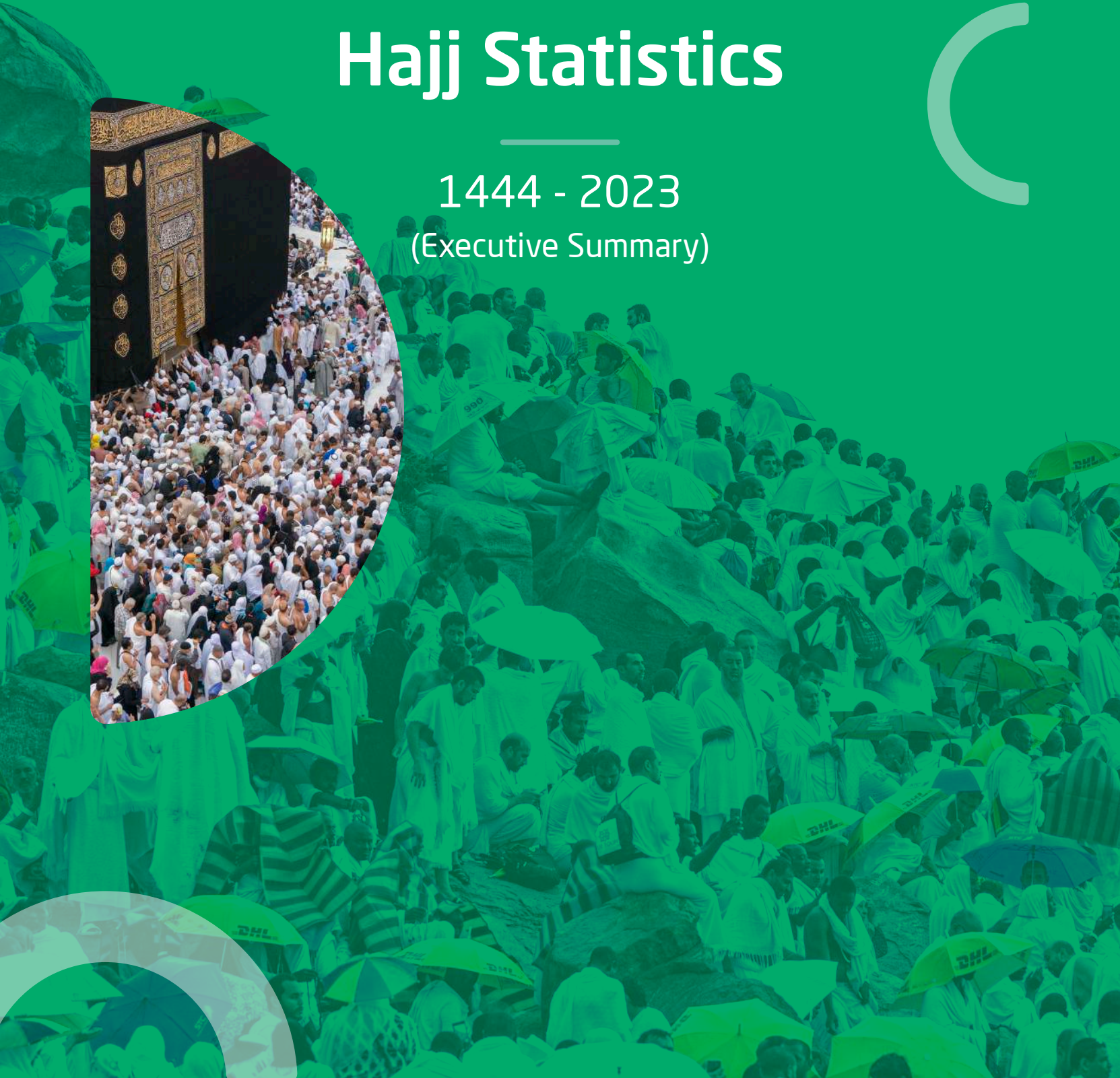
الهيئة العامة للإحصاء
General Authority for Statistics

IN PEACE
& SECURITY
2023 - 1444



Hajj Statistics

1444 - 2023
(Executive Summary)





Introduction



Saudi Arabia pays special attention at the highest levels to serve all pilgrims and to help them perform the rituals with ease and comfort. Hence, GASTAT- since 1390H - has been implementing Hajj statistics publication to be used in preparing plans and programs required to provide distinguished quality care for pilgrims.

Over more than five decades, GASTAT has made great efforts to develop the working method used in collecting Hajj statistics data in order to reach the highest levels of accuracy. Using modern technology in Hajj statistics has greatly contributed to extracting results quickly.

In issuing Hajj data and indicators for 1444 H/2023, GASTAT relied on register-based data, as an extension of the statistical approach that was followed during the past three years. Hajj statistics publication contains various tables including total number of pilgrims and their distribution by sex, nationality and world's-regions they came from.

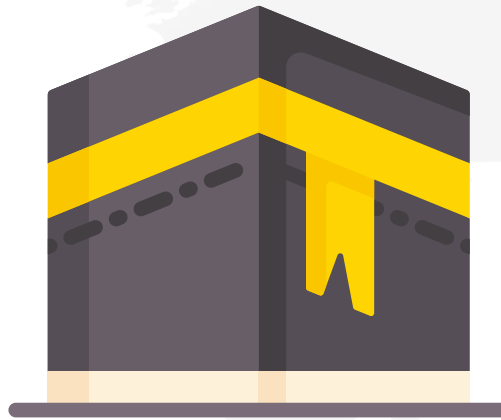
Hajj Statistics Objectives



Provide detailed statistics on the total number of internal and external pilgrims.



Support decision makers by providing detailed data to develop services provided to pilgrims.



Provide information and data on Hajj statistics for researchers, scholars, beneficiaries, and those interested in this field.



Statistics contribute to evaluating the services provided by entities concerned with serving pilgrims.



Methodology Used:

In issuing Hajj data and indicators for 1444 H/2023, GASTAT relied on register-based data as the main source of data, where all government and private entities, concerned with serving pilgrims, were addressed to provide data in accordance with the unified form of data request.

■ Scope and coverage of enumeration:

- Travelers arriving for the purpose of performing Hajj in 1444 H.
- Citizens and residents who issued a Hajj permit in 1444 H.

■ Data source:

- Ministry of Interior.


■ Issuance periodicity:

- Annual.

■ Key statistics:

Hajj statistics publication includes data on the number of pilgrims, including:

- Total number of pilgrims in 1444 H by sex and nationality.
- Number of internal pilgrims by sex.
- Number of external pilgrims by sex, way of arrival and world's-regions they came from.
- Number of pilgrims benefiting from Makkah Route Initiative and countries of departure.



General Statistics on Hajj Season 1444H

General Statistics on Hajj Season 1444H



Total number of pilgrims
in Hajj season 1444 H

1,845,045 Pilgrims

01 | Internal & external pilgrims

Number of internal pilgrims

184,130

Pilgrims

Number of external pilgrims

1,660,915

Pilgrims

02 | Male and female pilgrims

Number of male pilgrims

969,694

Pilgrims

Number of female pilgrims

875,351

Pilgrims

03 | External pilgrims by port of entry

Arriving from land ports



60,813

Pilgrims

Arriving from seaports



6,831

Pilgrims

Arriving from airports



1,593,271

Pilgrims

04 | External pilgrims by world's-regions they came from

Percentage of pilgrims
from Arab Countries

21%

Percentage of pilgrims from African
Countries excluding Arab Countries

13.4%



Percentage of pilgrims from Asian
Countries excluding Arab Countries

63.5%

Percentage of pilgrims from Europe,
North and South America, and Australia

2.1%

05 | Number of pilgrims benefiting from Makkah Route Initiative



242,272 Pilgrims



الهيئة العامة للإحصاء
General Authority for Statistics

IN PEACE
& SECURITY

2023 - 1444

